

# Pittsfield Police Department CityStat

February 2015

*Produced by the Crime Analysis Unit*



# Part I Total Crime

This February, Pittsfield had the lowest overall Part I crime rate that it's had in the past 5 years. The unusually low temperatures and poor weather conditions may be a major contributing factor in this. The average high temperature for February in Pittsfield is 32°, but this year it was only 22°. The average low is 15°, but this year it was 0.5°.

That said, the low number of Part I crimes this month is still promising. Just two months ago, in December 2014, we had Part I Violent Crime rates as much as **118%** higher than average, and this month they were already **36%** lower than average. That was a change of **24** incidents in December, and only **9** this month. Additionally, there were **20 fewer** Part I Property Crimes this February than there were last February.

## 4 Weeks

## Year to Date

## 5 Year

	Jan-2015	Feb-2015	% Change	2014	2015	% Change	Average	% Change
Total Violent Crime	17	9	-47%	16	26	63%	14	-36%
Total Property Crime	71	55	-23%	183	126	-31%	66	-17%
Total Part I Crime	88	64	-27%	199	152	-24%	80	-20%

# Part I Property Crime

It looks like all good news when it comes to Property Crime rates this month. As can be seen in the chart below, almost every Part I Property Crime category had a lower number of incidents compared to last month, the same time last year, and the average for February. Even those categories that *were* higher were only higher by one to four cases.

Additionally, this February, Pittsfield had the lowest number of Burglaries, Miscellaneous Larcenies, and Motor Vehicle Thefts for the same month in the past five years.

	4 Week			Year to Date			5 Year	
	Jan-2015	Feb-2015	% Change	2014	2015	% Change	Average	% Change
Burglary (B&E)	22	12	-45%	45	34	-24%	19	-37%
Larceny (Total)	47	42	-11%	133	89	-33%	43	-2%
Larceny from Building	11	11	0%	20	22	10%	7	57%
Larceny from Motor Vehicle	3	4	33%	8	7	-13%	4	0%
Larceny from Person	3	2	-33%	4	5	25%	1	100%
Shoplifting	14	11	-21%	33	25	-24%	10	10%
Larceny Misc.	16	14	-13%	68	30	-56%	20	-30%
Motor Vehicle Theft	2	1	-50%	5	3	-40%	4	-75%
<b>Total Property Crime</b>	<b>71</b>	<b>55</b>	<b>-23%</b>	<b>183</b>	<b>126</b>	<b>-31%</b>	<b>66</b>	<b>-17%</b>

# Part I Violent Crime

Over the latter half of 2014, there was a steep and sudden rise in Aggravated Assault cases. This month, however, there were only 5 Aggravated Assault cases. That's a drop of **69%** compared to last month and **76%** compared to December 2014. This is also the first month since last August that Aggravated Assault rates in Pittsfield have been below average.

Although, generally speaking, colder weather does tend to positively impact Violent Crime rates, an analysis report on Aggravated Assaults in Pittsfield revealed that **82%** of these crimes in 2014 were committed at a residence. The crippling cold weather has forced many people to stay home this month, yet the Aggravated Assault rates were still much lower than expected.

	4 Week			Year to Date			5 Year	
	Jan-2015	Feb-2015	% Change	2014	2015	% Change	Average	% Change
Homicide	0	0	IN CALC	0	0	IN CALC	0	IN CALC
Rape	1	2	100%	5	3	-40%	2	0%
Robbery	0	2	IN CALC	8	2	-75%	2	0%
Aggravated Assault	16	5	-69%	3	21	600%	9	-44%
Arson	0	0	IN CALC	0	0	IN CALC	0	IN CALC
Total Violent Crime	17	9	-47%	16	26	63%	14	-36%

# A Closer Look: Part I Property Crime

## Stat Recap:

Since Last Month:

↓ 23%

Compared to 2014  
Year-to-Date:

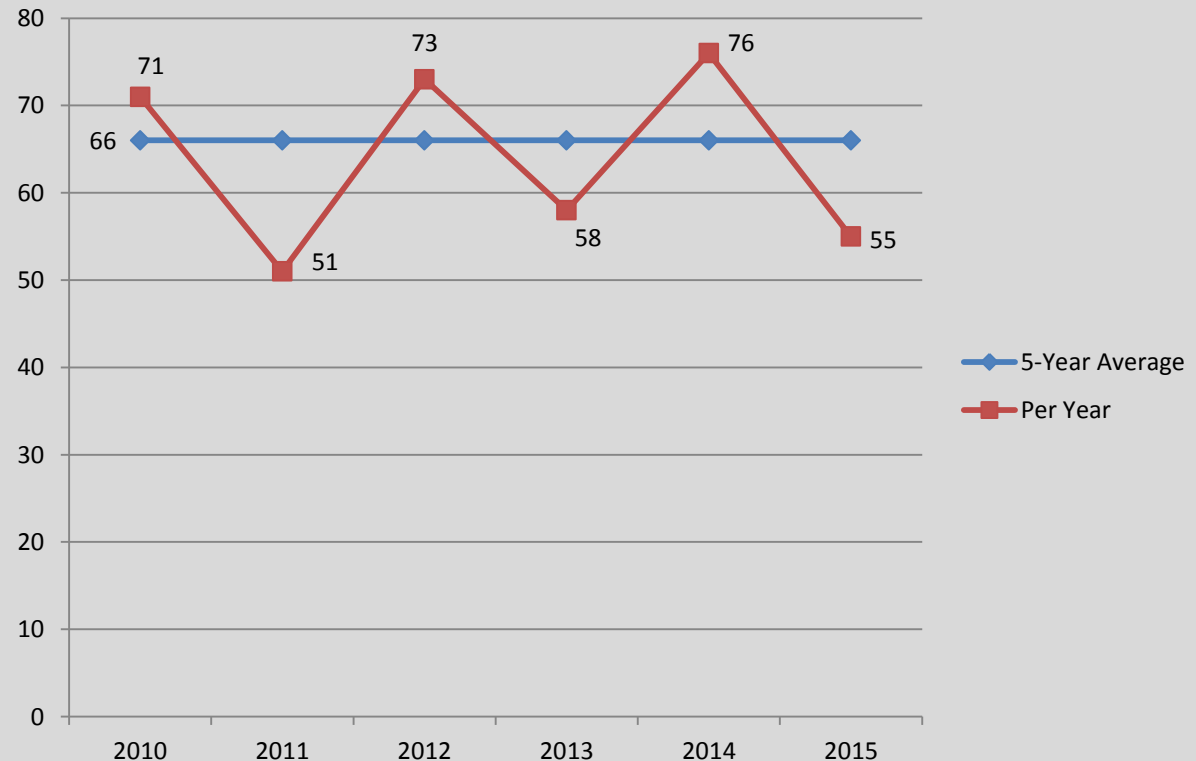
↓ 31%

Compared to 5 Year Avg:

↓ 17%

## Month of February Numbers 2010-2015

### PROPERTY CRIME



# A Closer Look: Part I Violent Crime

## Stat Recap:

Since Last Month:

↓ 47%

Compared to 2014  
Year-To-Date:

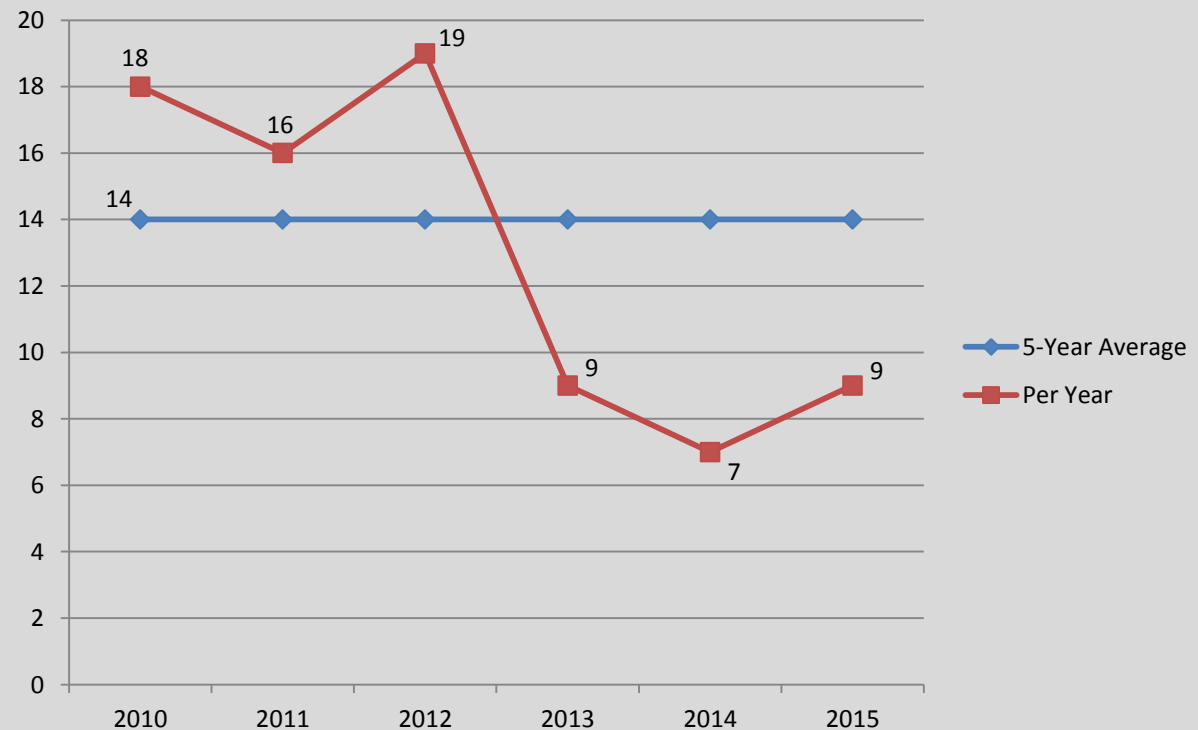
↑ 63%

Compared to 5 Year Avg:

↓ 36%

## Month of February Numbers 2010-2015

### VIOLENT CRIME



# A Closer Look: Burglary

## Stat Recap:

Since Last Month:

↓ 45%

Compared to 2014  
Year-To-Date:

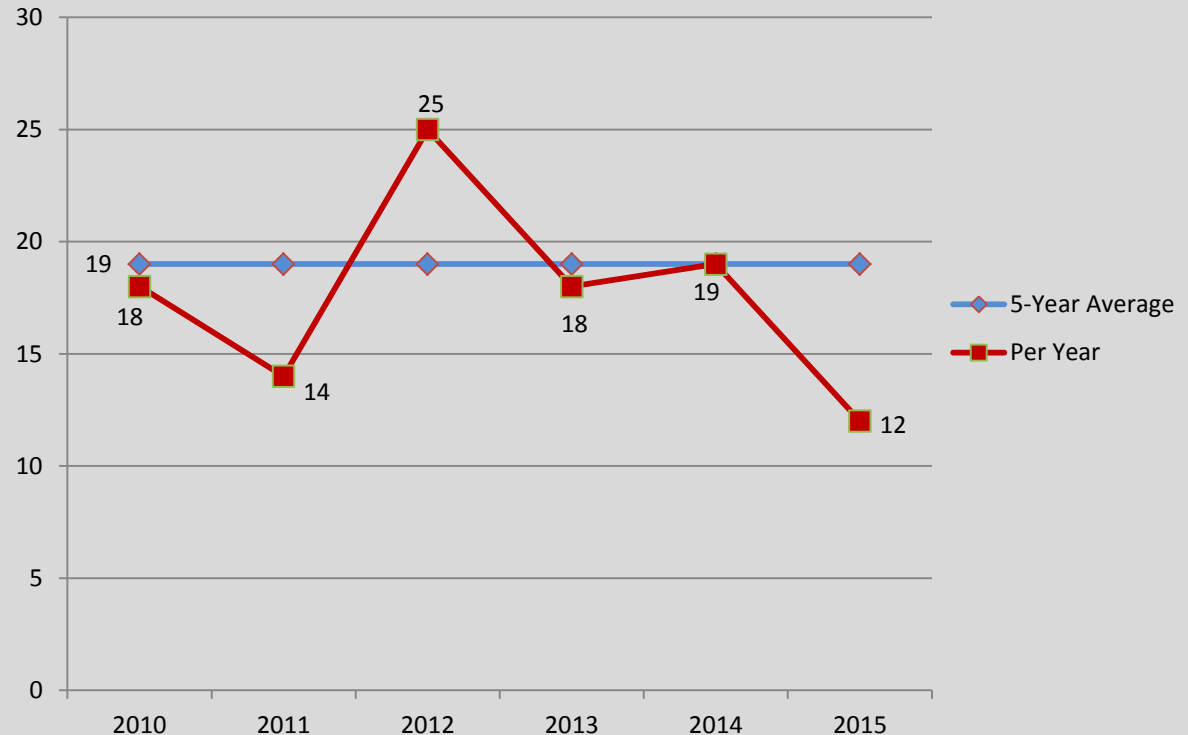
↓ 24%

Compared to 5 Year Avg:

↓ 37%

## Month of February Numbers 2010-2015

### BURGLARY



# A Closer Look: Larceny

## Stat Recap:

Since Last Month:

↓ 12%

Compared to 2014  
Year-To-Date:

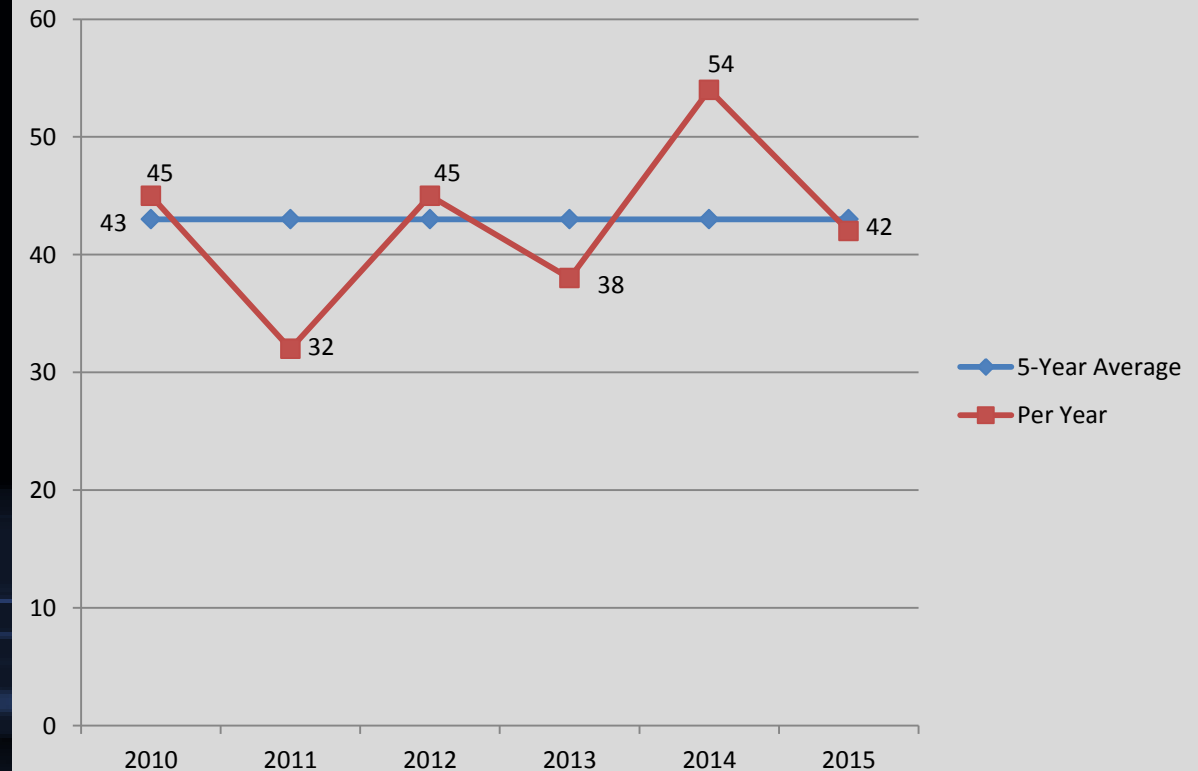
↓ 33%

Compared to 5 Year Avg:

↓ 2%

## Month of February Numbers 2010-2015

### LARCENY





# A Closer Look: AGGRAVATED ASSAULT

## Stat Recap:

Since Last Month:

↓ 69%

Compared to 2014  
Year-To-Date:

↑ 600%

Compared to 5 Year Avg:

↓ 44%

## Month of February Numbers 2010-2015

