

Pittsfield Police Department CityStat

May 2014

Produced by the Crime Analysis Unit



Part I Total Crime

Many studies on crime causality have shown that, as temperatures rise, so does the crime rate. This can be seen historically in Pittsfield as well. The average differences for Part I crimes over the past five years between the months of April and May are as follows: **Violent Crime– 77% increase; Property Crime– 17% increase; Total Part I Crime– 18% increase.**

Compare those percentages to the change between April and May this year, and the numbers are extremely impressive: **Violent Crime– No change; Property Crime– No Increase; Total Part I Crime–No Increase.** This indicates that, if this month-to-month trend continues, we could see the crime rate return to average or even below average before the year is out.

4 Weeks

Year to Date

5 Year

	Apr-2014	May-2014	% Change	2013	2014	% Change	Average	% Change
Total Violent Crime	4	4	0%	56	34	-39%	22	-82%
Total Property Crime	132	132	0%	467	548	17%	103	28%
Total Part I Crime	136	136	0%	523	582	11%	125	9%

Part I Property Crime

At first glance, it may seem like the chart below still contains a lot of red, meaning comparatively higher crime rates. However, a closer examination reveals a more optimistic perspective. Compared to last month's report, with the exception only of Larceny from Motor Vehicles and Persons, each category has shown significant improvement. In April, only one category showed a better-than-average result, and this month, 3 categories have. For those categories still in the red, they are quickly closing the gap. For example, last month, Shoplifting rates were 91% higher than average, and this month they are only 50% higher. Larcenies from Buildings have gone from being 60% higher than average in April to 50% lower than average in May.

Unfortunately, the rash of burglaries that started in April continued through May, bringing our burglary and MV larceny cases up from last month.

	4 Week			Year to Date			5 Year	
	Apr-2014	May-2014	% Change	2013	2014	% Change	Average	% Change
Burglary (B&E)	44	60	36%	167	170	2%	35	17%
Larceny (Total)	83	70	-16%	305	360	18%	63	11%
Larceny from Building	16	6	-63%	47	55	17%	12	-50%
Larceny from Motor Vehicle	11	18	64%	44	57	30%	8	125%
Larceny from Person	0	3	IN CALC	13	8	-38%	3	0%
Shoplifting	20	15	-25%	66	84	27%	10	50%
Larceny Misc.	36	28	-22%	135	156	16%	30	-7%
Motor Vehicle Theft	5	2	-60%	20	18	-10%	5	-60%
Total Property Crime	132	132	0%	492	548	11%	103	28%

Part I Violent Crime

Consistent with the past several months, Rape and Robbery cases have shown increases since last year, but not compared to the five year average. All other areas have either shown no change or a change for the better across the board.

The most impressive change that can be seen is in the amount of Aggravated Assault cases. The average number of Aggravated Assaults for the month of May is 15. This May, we had 0 Aggravated Assaults. Moreover, Pittsfield is down 82% this year compared to last year for Aggravated Assault.

	4 Week			Year to Date			5 Year	
	Apr-2014	May-2014	% Change	2013	2014	% Change	Average	% Change
Homicide	0	0	IN CALC	0	0	IN CALC	0	IN CALC
Rape	2	2	0%	7	12	71%	4	-50%
Robbery	1	1	0%	12	15	25%	2	-50%
Aggravated Assault	1	0	-100%	33	6	-82%	15	-100%
Arson	0	1	IN CALC	0	1	IN CALC	1	0%
Total Violent Crime	4	4	0%	52	34	-35%	22	-82%

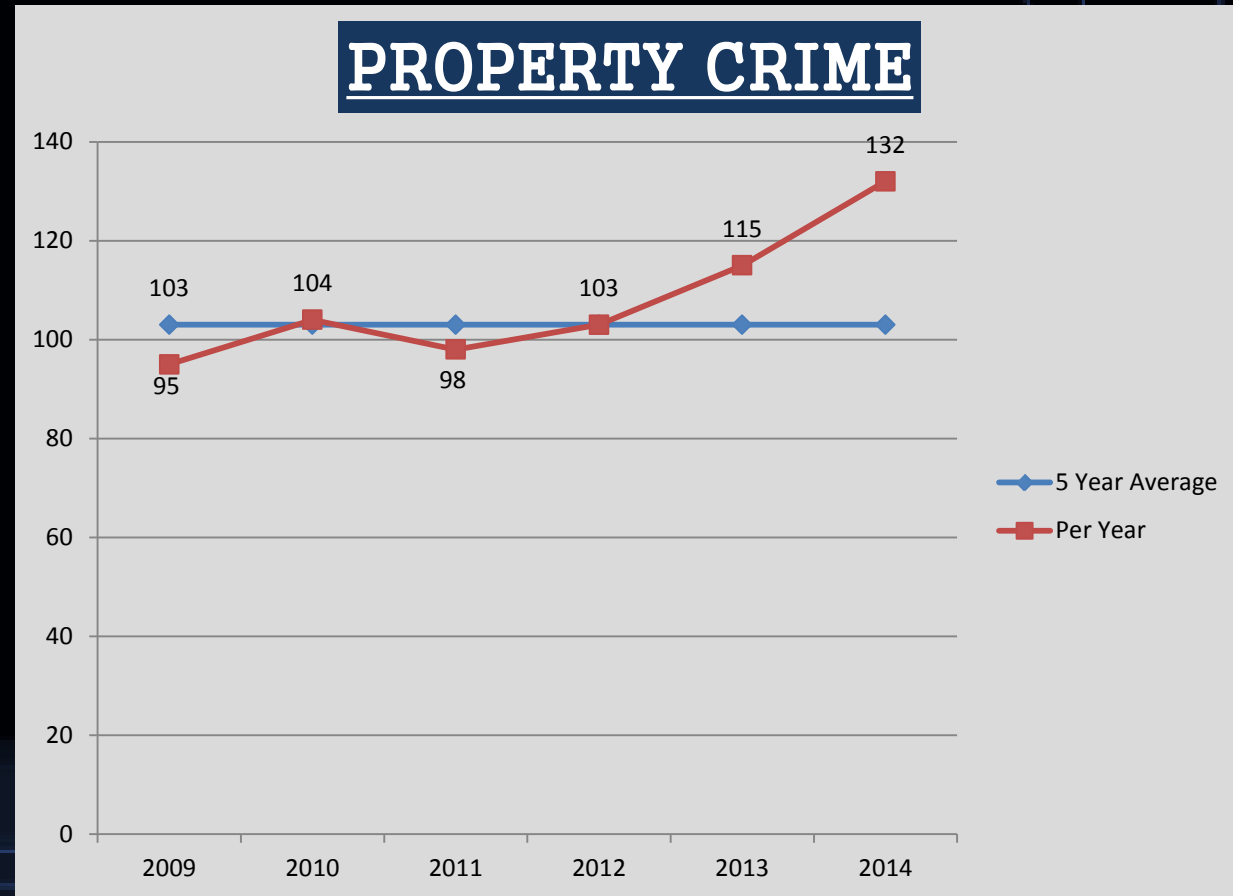
A Closer Look: Part I Property Crime

Stat Recap:

Since Last Month:
No Change

Compared to Last Year:
↑ 11%

Compared to 5 Year Avg:
↑ 28%



A Closer Look: Part I Violent Crime

Stat Recap:

Since Last Month:

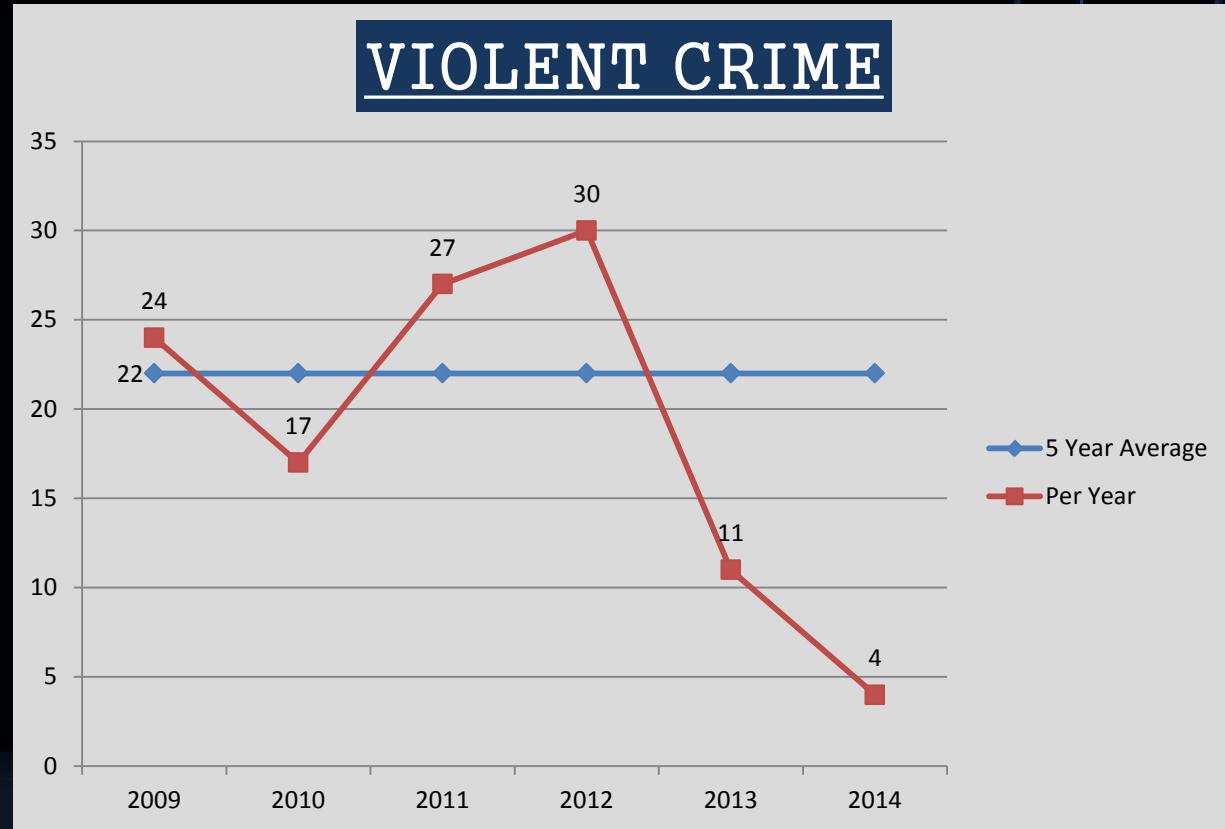
No Change

Compared to Last Year:

↓ 35%

Compared to 5 Year Avg:

↓ 82%



A Closer Look: LARCENY

Stat Recap:

Since Last Month:

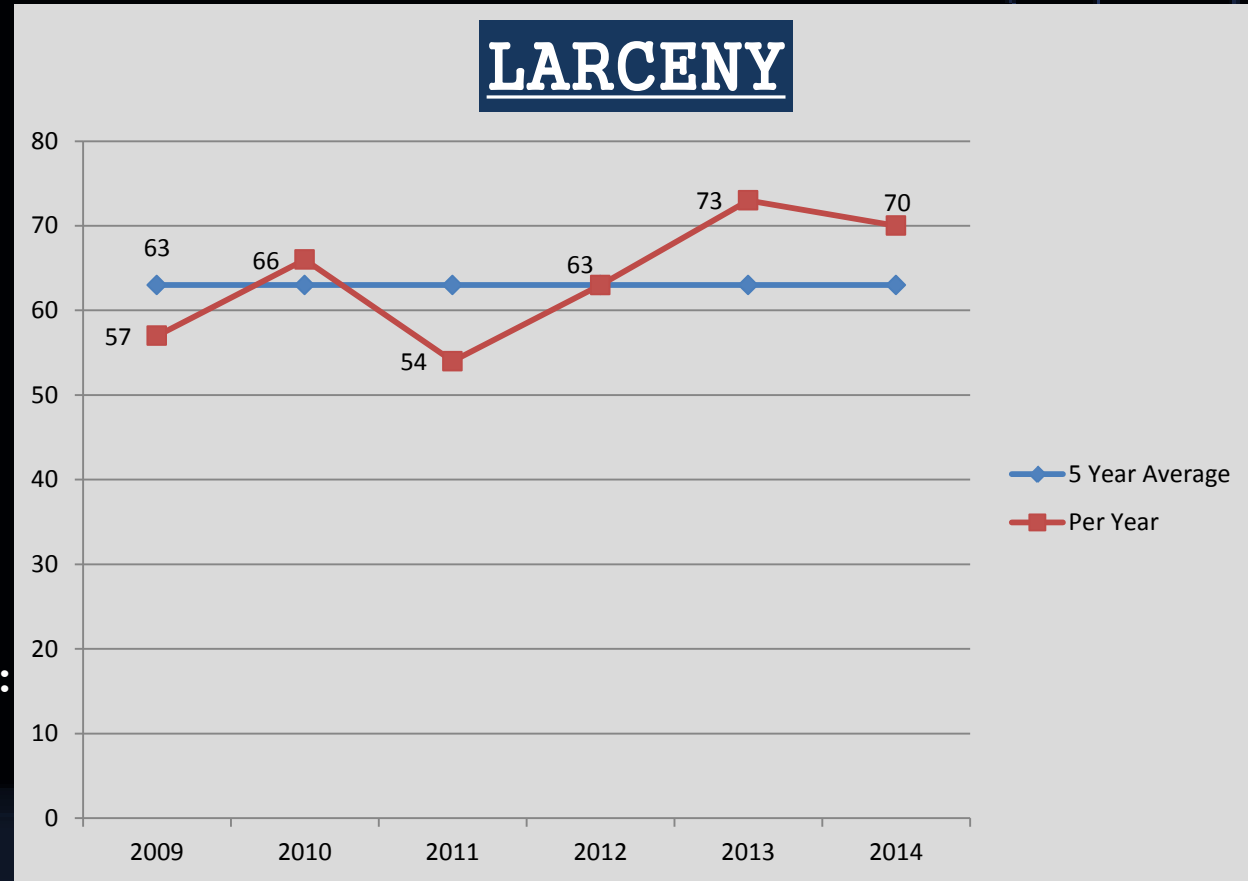
↓ 16%

Compared to Last Year:

↑ 18%

Compared to 5 Year Avg:

↑ 11%



A Closer Look: BURGLARY

Stat Recap:

Since Last Month:

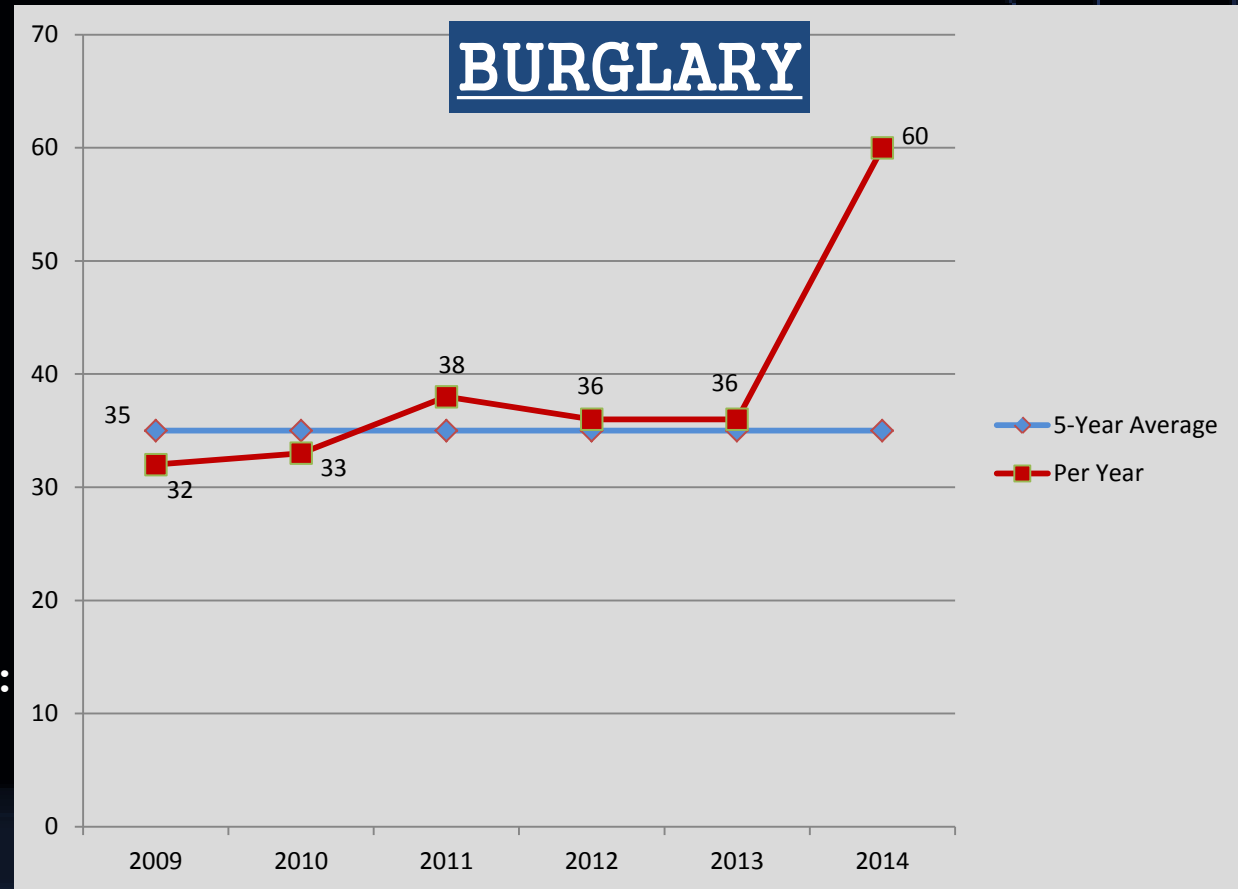
↑ 36%

Compared to Last Year:

↑ 2%

Compared to 5 Year Avg:

↑ 71%



What You Can Do: At Home


With Larceny and Burglary rates increasing in Pittsfield, it is important to know how to protect yourself. Here are a few suggestions on how you can help prevent theft from happening to you.

- **Cars**— Make sure to always lock your vehicle and park in well-lit areas when possible. The warmer weather makes it tempting to keep your windows down, but an open window provides easy access for a burglar, so be sure to roll them up when you leave your vehicle. *Remove wallets, cell phones, GPS units, and other potentially valuable items from your vehicle.* A burglar is more likely to break into your car if they see valuables (or indicators, like a GPS cord) inside. Even small items, like chargers and loose change should be removed or kept out of sight.
- **Home**— Keep valuable items out of sight from your windows, and make sure basement and garage entrances are secured. Avoid inviting people you don't know well into your home. If you do, put valuable items like electronics, money, and checks out of sight or in a locked room beforehand. If you have motion-triggered outside lights, make sure they are positioned high enough that a burglar could not reach up and remove the bulb.

What You Can Do: Business Owners

As most small business owners in Pittsfield are aware, there has been a rash of Commercial Burglaries recently. Here are some tips on how you can better protect your business.

- Get a Strong Lock:** Many businesses recognize that deadbolt locks offer good protection, but not all are aware that the type of deadbolt and how it is mounted play a large role in its effectiveness. Make sure your deadbolt is made out of a strong metal (Grade 1 or 2), and is installed along with a jam protector. The bolt should extend at least one inch from the edge of the door. The strike plate should be attached to the door frame with screws that are at least 3 inches long.
- Invest in an Alarm System:** There are many options when it comes to alarm systems, but they all help in preventing your business from becoming a victim of burglary. Alarm systems that call the police will help authorities get there quickly to stop the bad guys from getting away with your hard-earned cash.



What You Can Do: Business Owners

•**Security Cameras**: Not all security cameras are created equal. Check the quality of the video your cameras provide before an incident takes place. Imagine how frustrating it would be to capture video of a criminal breaking into your business only to find that the footage is too blurry to be usable in catching him. Make sure that the camera's resolution is still good at the distance you are trying to use it for. Also consider how your cameras will perform in the dark. Make a strategic placement plan so you will be covering the areas of your business that are most important likely to be targeted.

•**Lights**: A survey given to people who were convicted of burglary revealed that one big deterrent to potential criminals is the possibility of being seen. A good way to help protect your business is to provide a lot of light, both inside and outside. Make sure to set up inside lighting so anyone on the inside of your business can be spotted easily by police patrolling the area. Mercury and metallic vapor lights are highly recommended because they are very difficult to break.