

# Pittsfield Police Department CityStat

## January 2021

*Produced by the Crime Analysis Unit*



# Total Group A Crime

## 4 Weeks

## Year to Date

## 5 Year

|                               | Dec-2020 | Jan-2021 | % Change |  | 2020 | 2021 | % Change |  | Average | % Change |
|-------------------------------|----------|----------|----------|--|------|------|----------|--|---------|----------|
| Total Crimes Against Person   | 51       | 34       | -33%     |  | 114  | 34   | -70%     |  | 109     | -69%     |
| Total Crimes Against Property | 105      | 53       | -50%     |  | 121  | 53   | -56%     |  | 148     | -64%     |
| Total Crimes Against Society  | 22       | 13       | -41%     |  | 19   | 13   | -32%     |  | 31      | -58%     |
| Total Group A Crime           | 178      | 100      | -44%     |  | 254  | 100  | -61%     |  | 288     | -65%     |

# Crimes Against Person

|   | 4 Week    |           |             | Year to Date |           |             | 5 Year     |             |
|---|-----------|-----------|-------------|--------------|-----------|-------------|------------|-------------|
|   | Dec-2020  | Jan-2021  | % Change    | 2020         | 2021      | % Change    | Average    | % Change    |
| Murder/<br>Nonnegligent<br>Manslaughter | 0         | 0         | In Calc     | 0            | 0         | In Calc     | 0          | In Calc     |
| Negligent<br>Manslaughter               | 0         | 0         | In Calc     | 0            | 0         | In Calc     | 0          | In Calc     |
| Human Trafficking                       | 0         | 0         | In Calc     | 0            | 0         | In Calc     | 0          | In Calc     |
| Kidnapping/<br>Abduction                | 0         | 0         | In Calc     | 0            | 0         | In Calc     | 1          | -100%       |
| Rape                                    | 4         | 6         | 50%         | 3            | 6         | 100%        | 4          | 50%         |
| Fondling                                | 0         | 0         | In Calc     | 4            | 0         | -100%       | 3          | -100%       |
| Consensual Sex<br>Offenses              | 0         | 1         | In Calc     | 0            | 1         | In Calc     | 2          | -50%        |
| Aggravated Assault                      | 22        | 16        | -27%        | 27           | 16        | -41%        | 23         | -30%        |
| Simple Assault                          | 15        | 8         | -47%        | 67           | 8         | -88%        | 57         | -86%        |
| Intimidation                            | 10        | 3         | -70%        | 13           | 3         | -77%        | 19         | -84%        |
| <b>Total Crimes Against<br/>Person</b>  | <b>51</b> | <b>34</b> | <b>-33%</b> | <b>114</b>   | <b>34</b> | <b>-70%</b> | <b>109</b> | <b>-69%</b> |

# Crimes Against Property

|                                      | 4 Week     |           |             | Year to Date |           |             | 5 Year     |             |
|--------------------------------------|------------|-----------|-------------|--------------|-----------|-------------|------------|-------------|
|                                      | Dec-2020   | Jan-2021  | % Change    | 2020         | 2021      | % Change    | Average    | % Change    |
| Arson                                | 2          | 0         | -100%       | 0            | 0         | In Calc     | 1          | -100%       |
| Bribery                              | 0          | 0         | In Calc     | 0            | 0         | In Calc     | 0          | In Calc     |
| Burglary (B&E)                       | 19         | 11        | -42%        | 18           | 11        | -39%        | 33         | -67%        |
| Counterfeiting/Forgery               | 12         | 1         | -92%        | 4            | 1         | -75%        | 4          | -75%        |
| Vandalism                            | 36         | 13        | -64%        | 32           | 13        | -59%        | 31         | -58%        |
| Embezzlement                         | 0          | 0         | In Calc     | 1            | 0         | -100%       | 1          | -100%       |
| Extortion/Blackmail                  | 0          | 0         | In Calc     | 0            | 0         | In Calc     | 0          | In Calc     |
| Fraud Offenses                       | 5          | 5         | 0%          | 23           | 5         | -78%        | 14         | -64%        |
| Robbery                              | 3          | 10        | 233%        | 2            | 10        | 400%        | 5          | 100%        |
| Larceny (Total)                      | 27         | 12        | -56%        | 35           | 12        | -66%        | 52         | -77%        |
| Theft from Building                  | 5          | 2         | -60%        | 4            | 2         | -50%        | 6          | -67%        |
| Theft from Motor Vehicle             | 7          | 1         | -86%        | 4            | 1         | -75%        | 9          | -89%        |
| Theft from Person                    | 0          | 0         | In Calc     | 5            | 0         | -100%       | 3          | -100%       |
| Shoplifting                          | 8          | 4         | -50%        | 6            | 4         | -33%        | 13         | -69%        |
| Larceny- Miscellaneous               | 7          | 5         | -29%        | 16           | 5         | -69%        | 22         | -77%        |
| Motor Vehicle Theft                  | 1          | 1         | 0%          | 4            | 1         | -75%        | 3          | -67%        |
| Stolen Property Offenses             | 0          | 0         | In Calc     | 2            | 0         | -100%       | 4          | -100%       |
| <b>Total Crimes Against Property</b> | <b>105</b> | <b>53</b> | <b>-50%</b> | <b>121</b>   | <b>53</b> | <b>-56%</b> | <b>148</b> | <b>-64%</b> |

# Crimes Against Society

|                                     | 4 Week    |           |             | Year to Date |           |             | 5 Year    |             |
|-------------------------------------|-----------|-----------|-------------|--------------|-----------|-------------|-----------|-------------|
|                                     | Dec-2020  | Jan-2021  | % Change    | 2020         | 2021      | % Change    | Average   | % Change    |
| Animal Cruelty                      | 0         | 1         | In Calc     | 0            | 1         | In Calc     | 0         | In Calc     |
| Drug/Narcotic Offenses              | 12        | 3         | -75%        | 19           | 3         | -84%        | 14        | -79%        |
| Gambling Offenses                   | 0         | 0         | In Calc     | 0            | 0         | In Calc     | 0         | In Calc     |
| Prostitution Offenses               | 0         | 0         | In Calc     | 0            | 0         | In Calc     | 0         | In Calc     |
| Weapon Law Violations               | 10        | 9         | -10%        | 0            | 9         | In Calc     | 17        | -47%        |
| <b>Total Crimes Against Society</b> | <b>22</b> | <b>13</b> | <b>-41%</b> | <b>19</b>    | <b>13</b> | <b>-32%</b> | <b>31</b> | <b>-58%</b> |

# A Closer Look: Crimes Against Person with Trendline

## Stat Recap:

Since Last Month:

↓ 33%

Compared to 2020  
Year-To-Date:

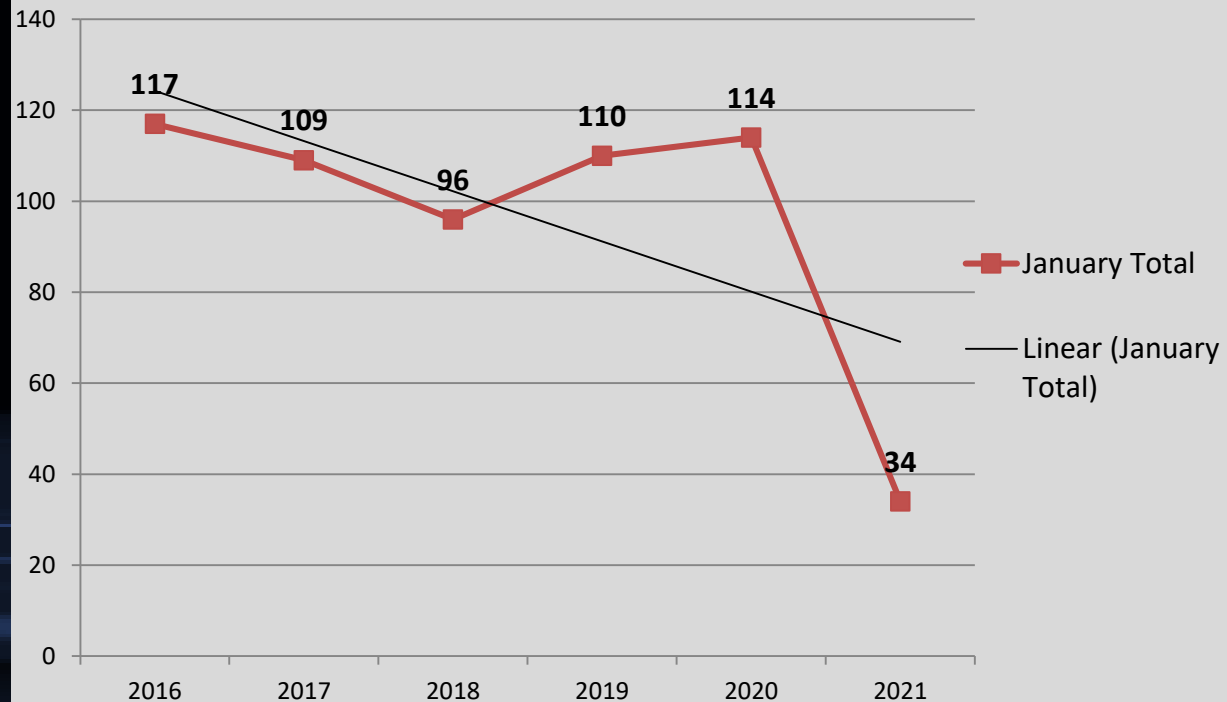
↓ 70%

Compared to 5 Year Avg:

↓ 69%

## Month of January Numbers 2016-2021

### Crimes Against Person



# A Closer Look: Crimes Against Property with Trendline

## Stat Recap:

Since Last Month:

↓ 50%

Compared to 2020  
Year-to-Date:

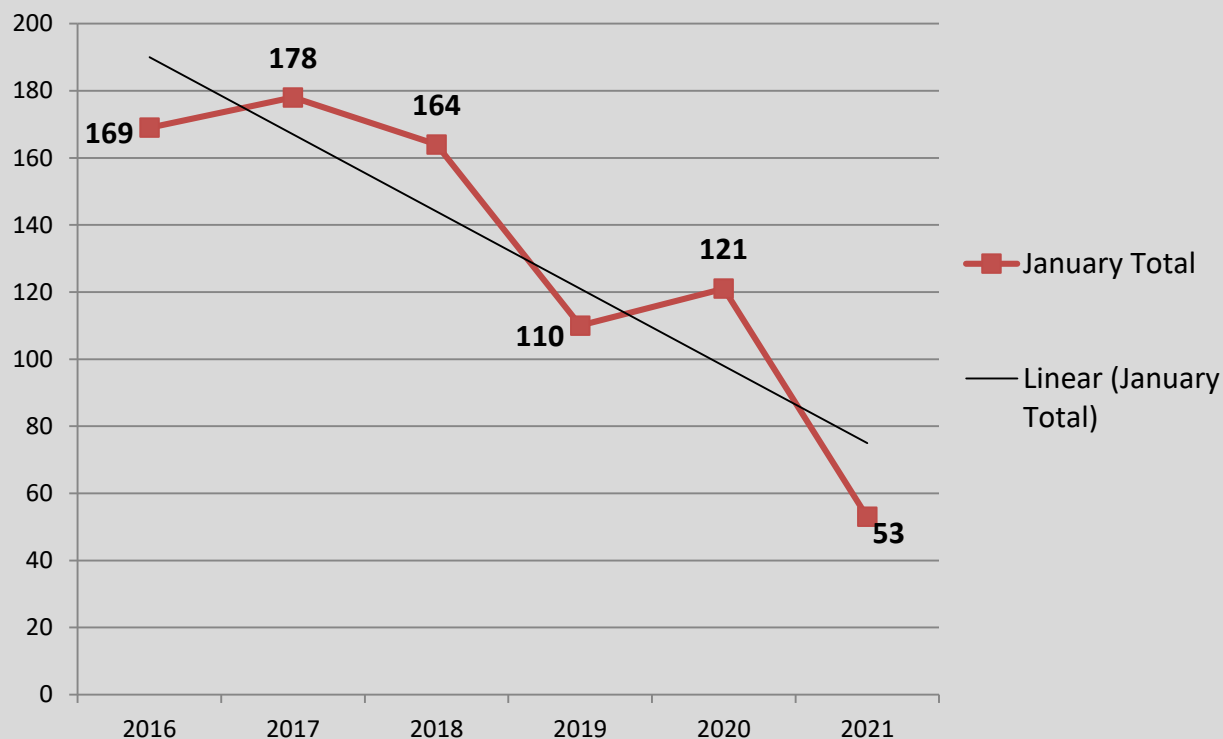
↓ 56%

Compared to 5 Year Avg:

↓ 64%

## Month of January Numbers 2016-2021

### Crimes Against Property



# A Closer Look: Crimes Against Society with Trendline

## Stat Recap:

Since Last Month:

↓ 41%

Compared to 2020  
Year-to-Date:

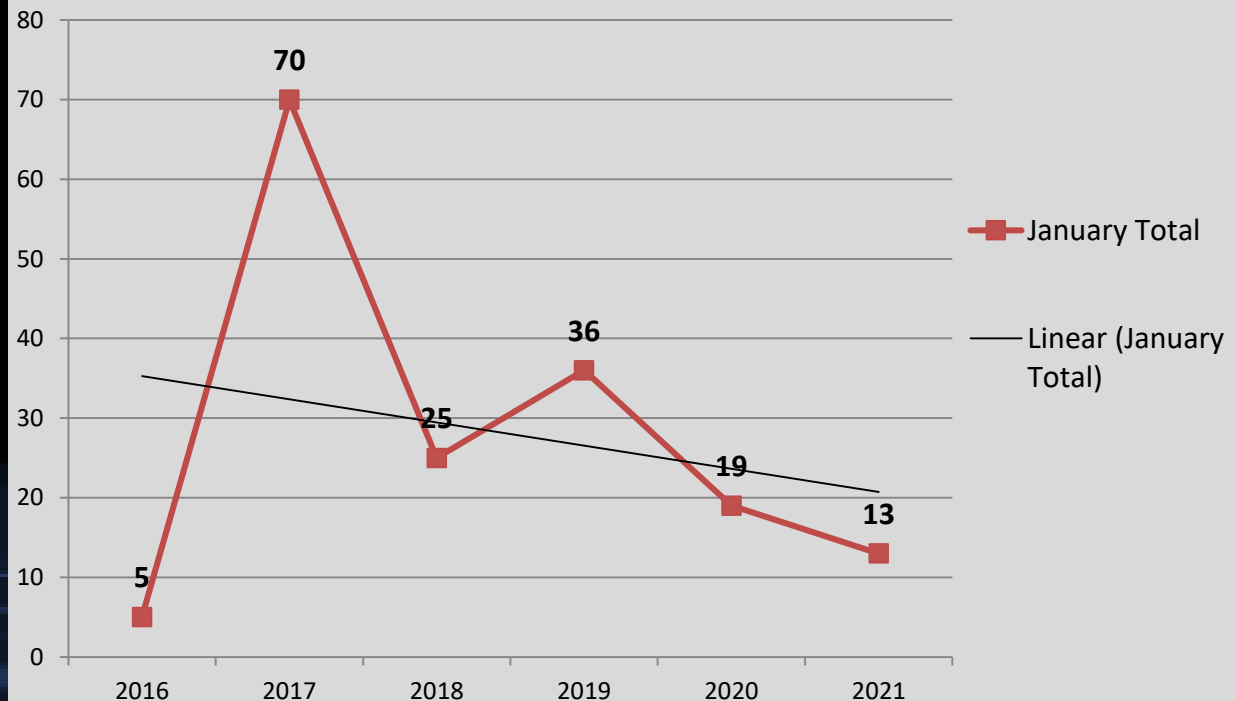
↓ 32%

Compared to 5 Year Avg:

↓ 58%

## Month of January Numbers 2016-2021

### Crimes Against Society





# A Closer Look: Burglary with Trendline

## Stat Recap:

Since Last Month:

↓ 42%

Compared to 2020  
Year-To-Date:

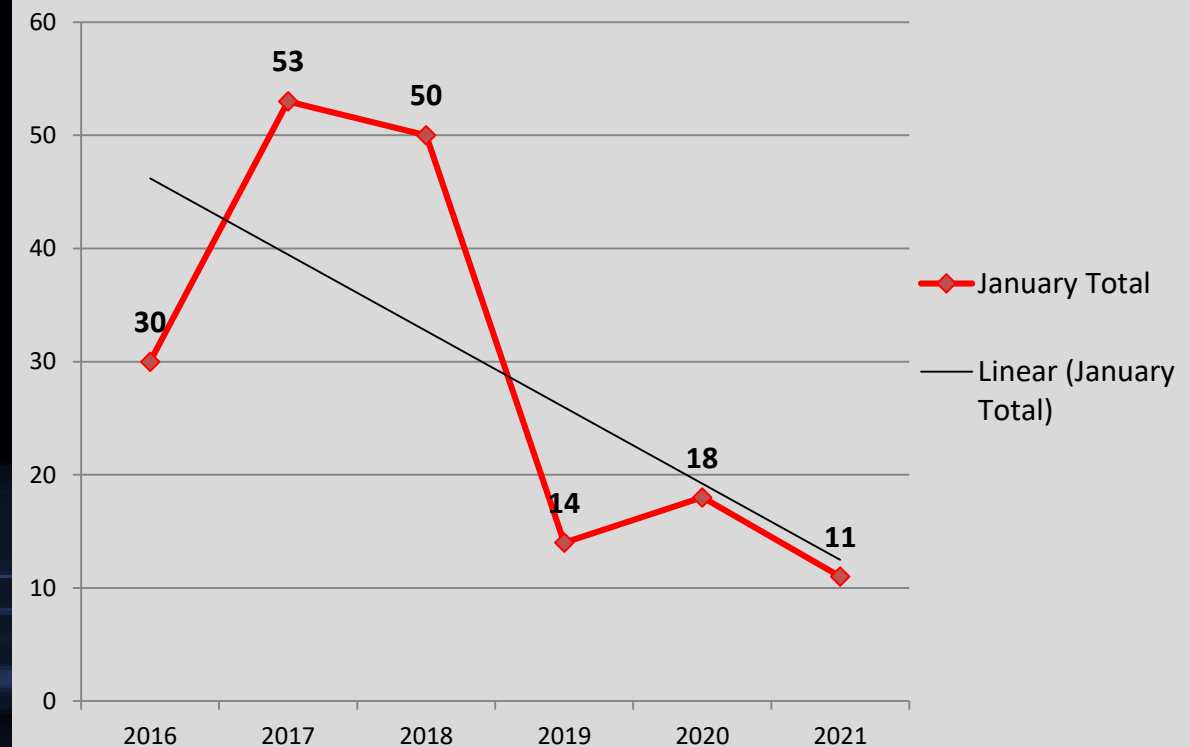
↓ 39%

Compared to 5 Year Avg:

↓ 67%

## Month of January Numbers 2016-2021

### Burglary



# A Closer Look: Larceny with Trendline

## Stat Recap:

Since Last Month:

↓ 56%

Compared to 2020  
Year-To-Date:

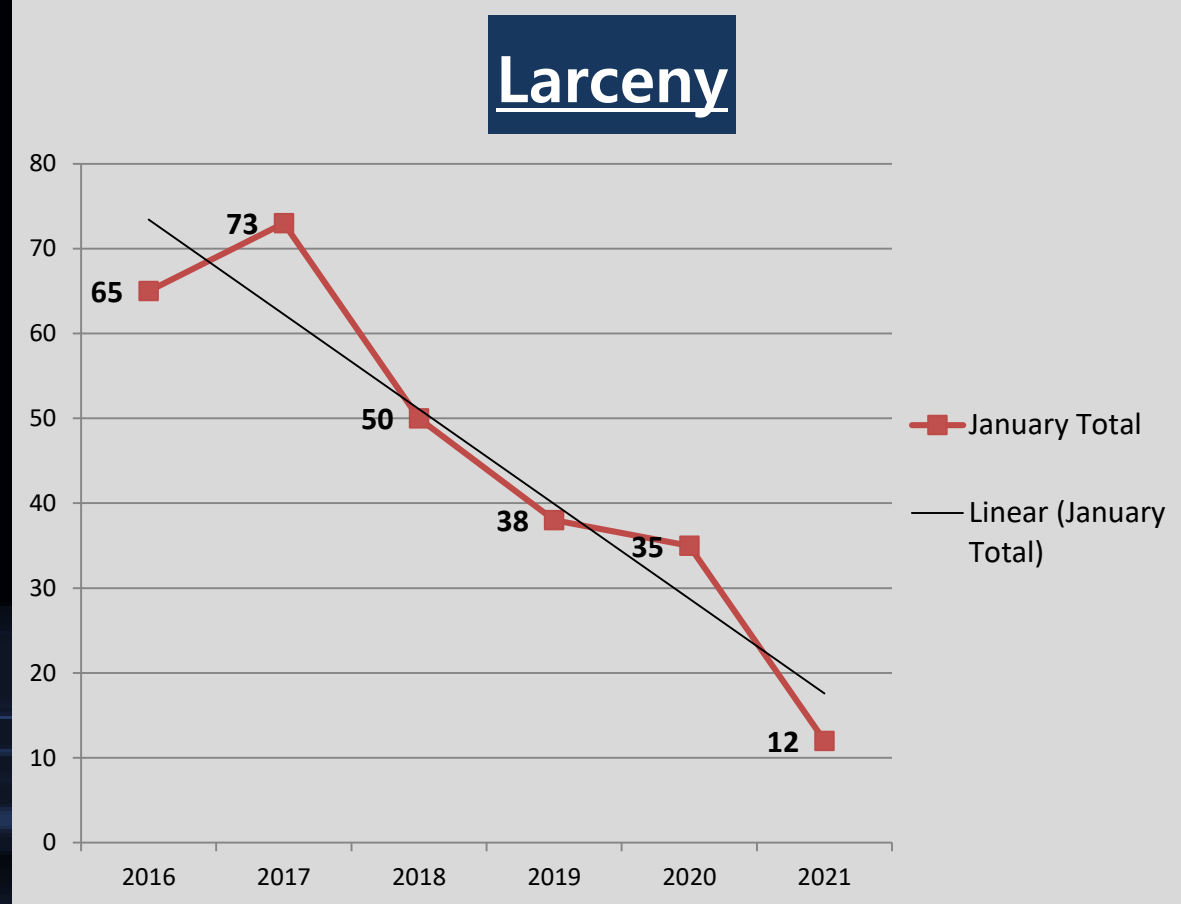
↓ 66%

Compared to 5 Year Avg:

↓ 77%

## Month of January Numbers 2016-2021

### Larceny



# A Closer Look: Aggravated Assault with Trendline

## Stat Recap:

Since Last Month:

↓ 27%

Compared to 2020  
Year-To-Date:

↓ 41%

Compared to 5 Year Avg:

↓ 30%

## Month of January Numbers 2016-2021

### Aggravated Assault

