

Pittsfield Police Department CityStat

June 2021

Produced by the Crime Analysis Unit



Total Group A Crime

4 Weeks

Year to Date

5 Year

	May-2021	June-2021	% Change		2020	2021	% Change		Average	% Change
Total Crimes Against Person	53	85	60%		524	264	-50%		117	-27%
Total Crimes Against Property	90	70	-22%		680	431	-37%		177	-60%
Total Crimes Against Society	21	28	33%		90	102	13%		23	20%
Total Group A Crime	164	183	12%		1,294	797	-38%		318	-42%

Crimes Against Person

	4 Week			Year to Date			5 Year	
	May- 2021	June- 2021	% Change	2020	2021	% Change	Average	% Change
Murder/ Nonnegligent Manslaughter	0	0	In Calc	0	1	In Calc	0	In Calc
Negligent Manslaughter	0	0	In Calc	0	0	In Calc	0	In Calc
Human Trafficking	0	0	In Calc	0	0	In Calc	0	In Calc
Kidnapping/ Abduction	1	0	-100%	1	2	100%	1	-100%
Rape	2	4	100%	11	19	73%	3	43%
Fondling	1	1	0%	6	2	-67%	2	-56%
Consensual Sex Offenses	3	4	33%	2	9	350%	1	300%
Aggravated Assault	22	43	95%	153	120	-22%	28	54%
Simple Assault	15	24	60%	292	81	-72%	71	-66%
Intimidation	9	9	0%	59	30	-49%	13	-29%
Total Crimes Against Person	53	85	60%	524	264	-50%	117	-27%

Crimes Against Property

	4 Week			Year to Date			5 Year	
	May- 2021	June- 2021	% Change	2020	2021	% Change	Average	% Change
Arson	0	0	In Calc	2	2	0%	1	-100%
Bribery	0	0	In Calc	0	0	In Calc	1	-100%
Burglary (B&E)	16	16	0%	115	90	-22%	38	-58%
Counterfeiting/Forgery	3	1	-67%	17	8	-53%	6	-82%
Vandalism	29	23	-21%	224	127	-43%	45	-48%
Embezzlement	0	0	In Calc	3	1	-67%	3	-100%
Extortion/Blackmail	0	0	In Calc	0	0	In Calc	0	In Calc
Fraud Offenses	13	7	-46%	74	48	-35%	16	-55%
Robbery	0	3	In Calc	18	20	11%	3	7%
Larceny (Total)	21	19	-10%	187	113	-40%	62	-69%
Theft from Building	2	0	-100%	32	4	-88%	8	-100%
Theft from Motor Vehicle	1	5	400%	26	14	-46%	18	-71%
Theft from Person	0	0	In Calc	13	0	-100%	2	-100%
Shoplifting	6	2	-67%	32	34	6%	12	-83%
Larceny- Miscellaneous	12	12	0%	84	61	-27%	26	-54%
Motor Vehicle Theft	7	0	-100%	32	16	-50%	5	-100%
Stolen Property Offenses	1	1	0%	8	6	-25%	3	-64%
Total Crimes Against Property	90	70	-22%	680	431	-37%	177	-60%

Crimes Against Society

	4 Week			Year to Date			5 Year	
	May- 2021	June- 2021	% Change	2020	2021	% Change	Average	% Change
Animal Cruelty	0	0	In Calc	2	1	-50%	0	In Calc
Drug/Narcotic Offenses	8	17	113%	58	57	-2%	14	21%
Gambling Offenses	0	0	In Calc	0	0	In Calc	0	In Calc
Prostitution Offenses	0	0	In Calc	0	0	In Calc	1	-100%
Weapon Law Violations	13	11	-15%	30	44	47%	9	20%
Total Crimes Against Society	21	28	33%	90	102	13%	23	20%

A Closer Look: Crimes Against Person with Trendline

Stat Recap:

Since Last Month:

↑ 60%

Compared to 2020
Year-To-Date:

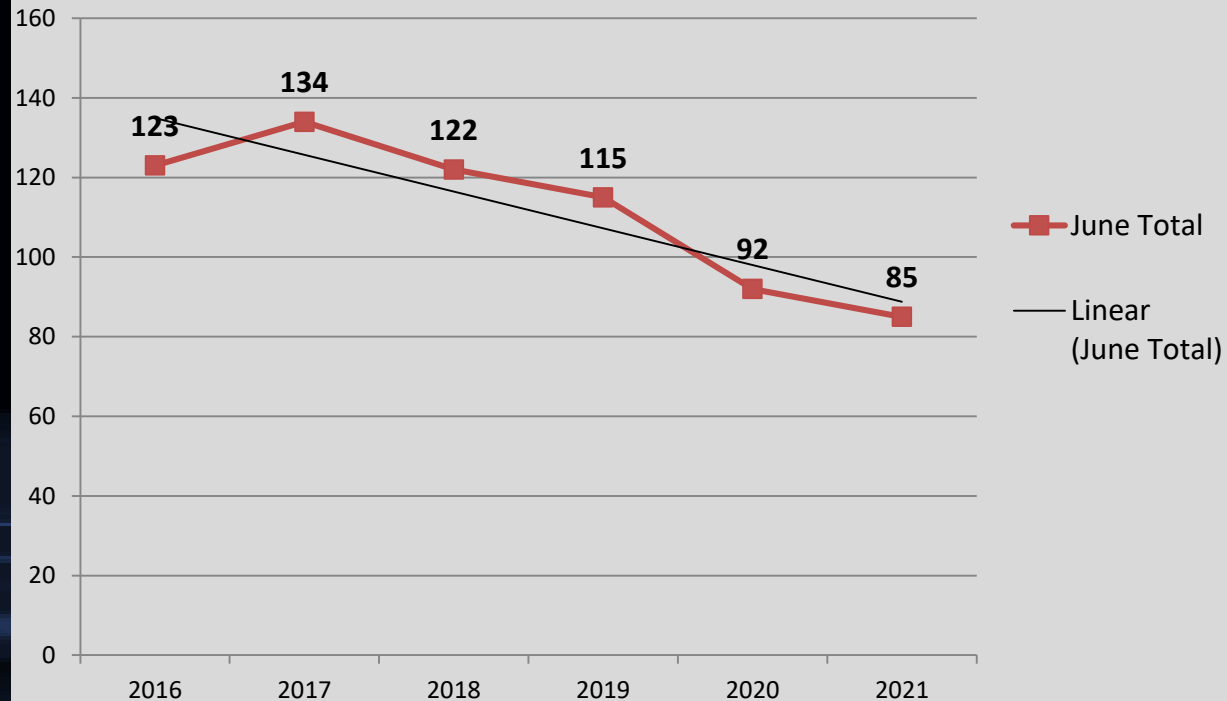
↓ 50%

Compared to 5 Year Avg:

↓ 27%

Month of June Numbers 2016-2021

Crimes Against Person



A Closer Look: Crimes Against Property with Trendline

Stat Recap:

Since Last Month:

↓ 22%

Compared to 2020
Year-to-Date:

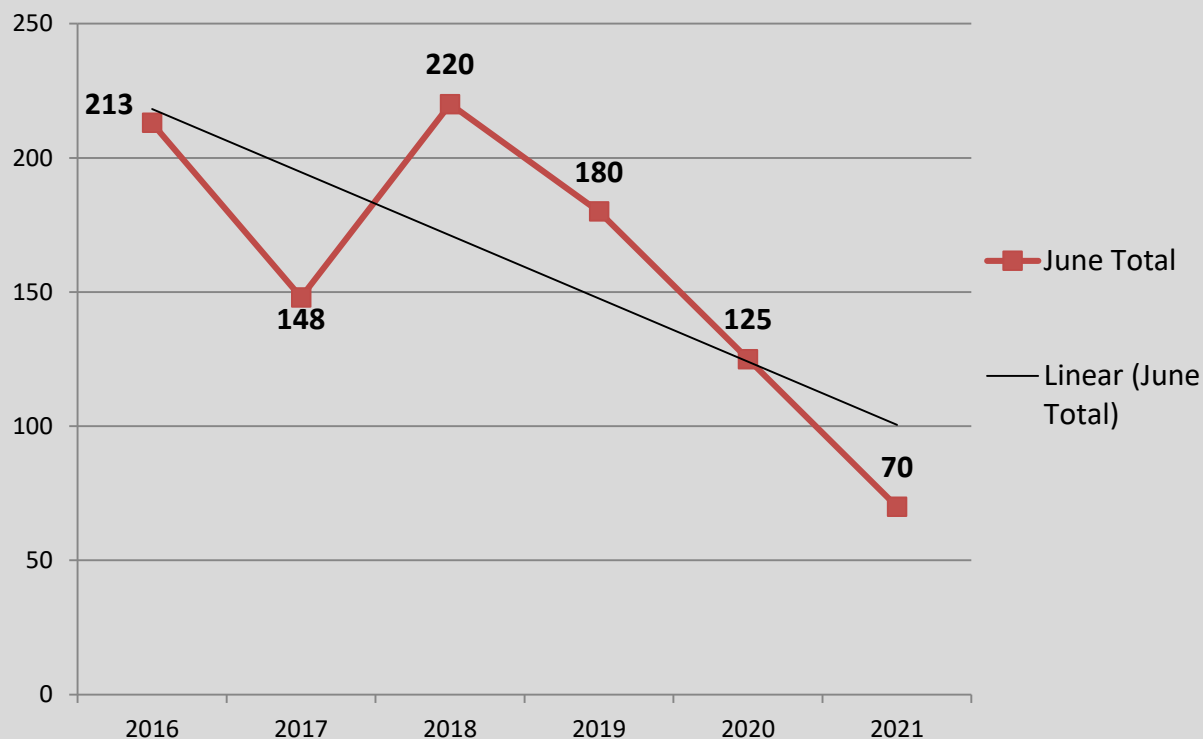
↓ 37%

Compared to 5 Year Avg:

↓ 60%

Month of June Numbers 2016-2021

Crimes Against Property



A Closer Look: Crimes Against Society with Trendline

Stat Recap:

Since Last Month:

↑ 33%

Compared to 2020
Year-to-Date:

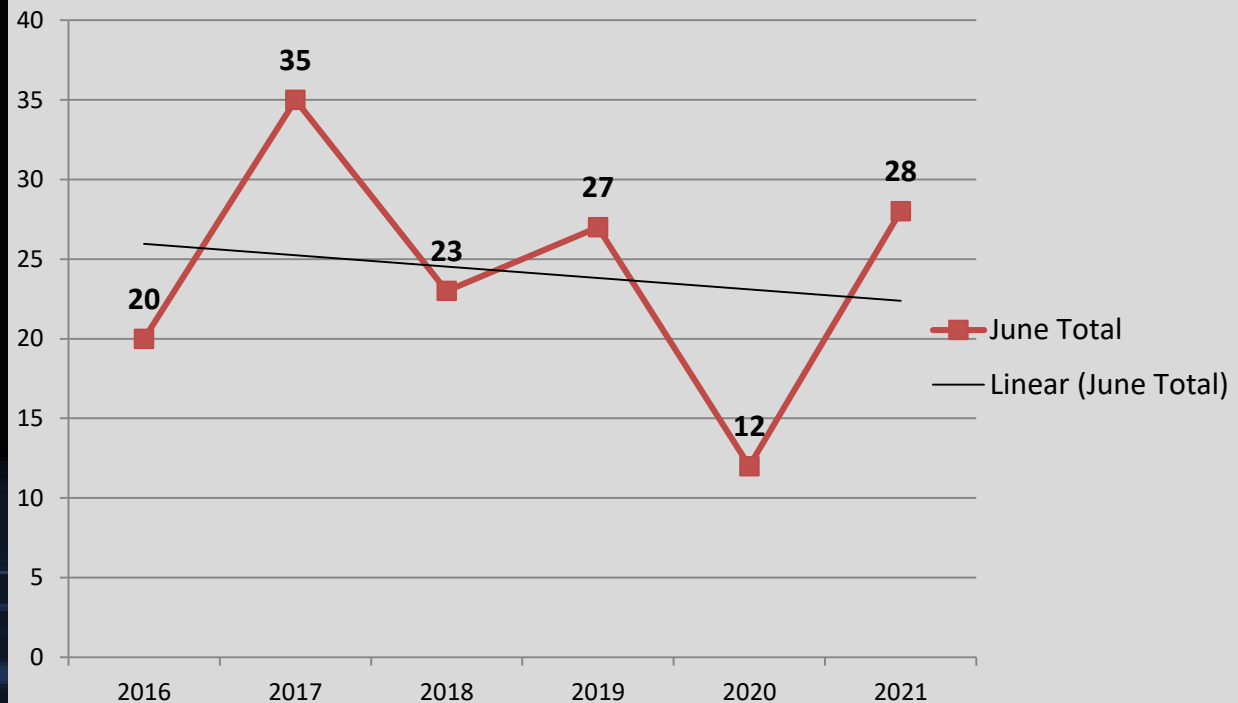
↑ 13%

Compared to 5 Year Avg:

↑ 20%

Month of June Numbers 2016-2021

Crimes Against Society



A Closer Look: Burglary with Trendline

Stat Recap:

Since Last Month:
0%

Compared to 2020
Year-To-Date:

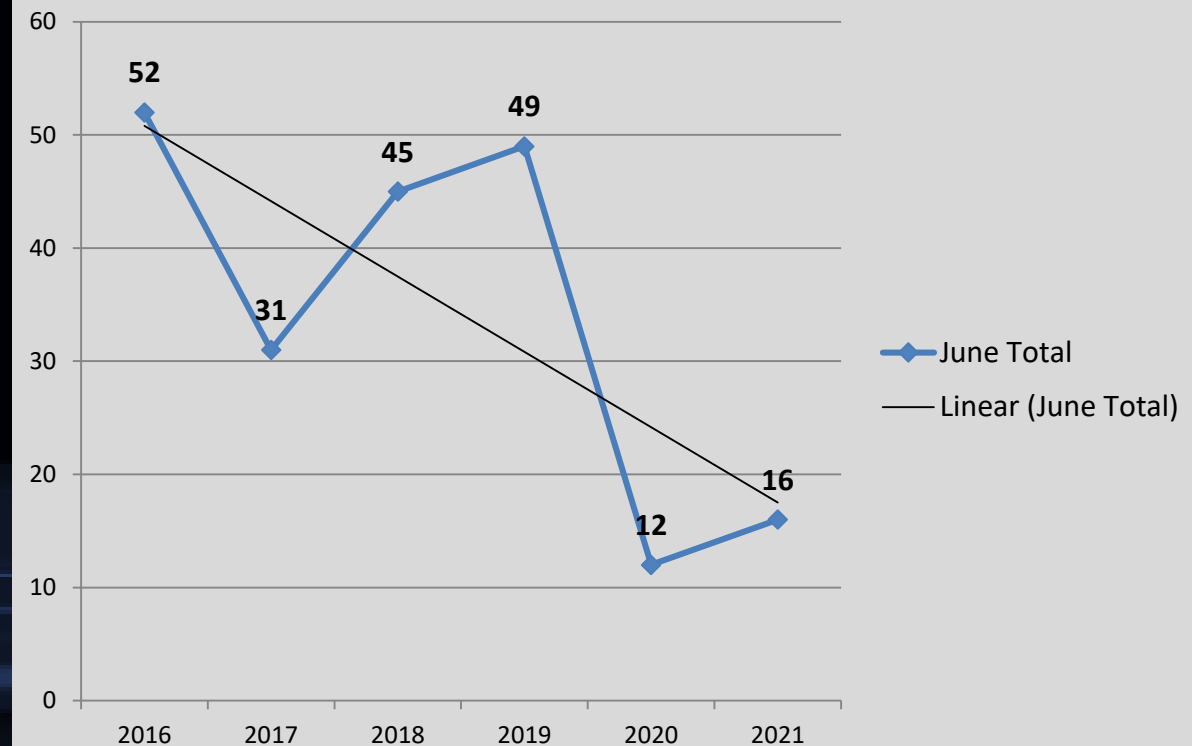
↓ **22%**

Compared to 5 Year Avg:

↓ **58%**

Month of June Numbers 2016-2021

Burglary



A Closer Look: Larceny with Trendline

Stat Recap:

Since Last Month:

↓ 10%

Compared to 2020
Year-To-Date:

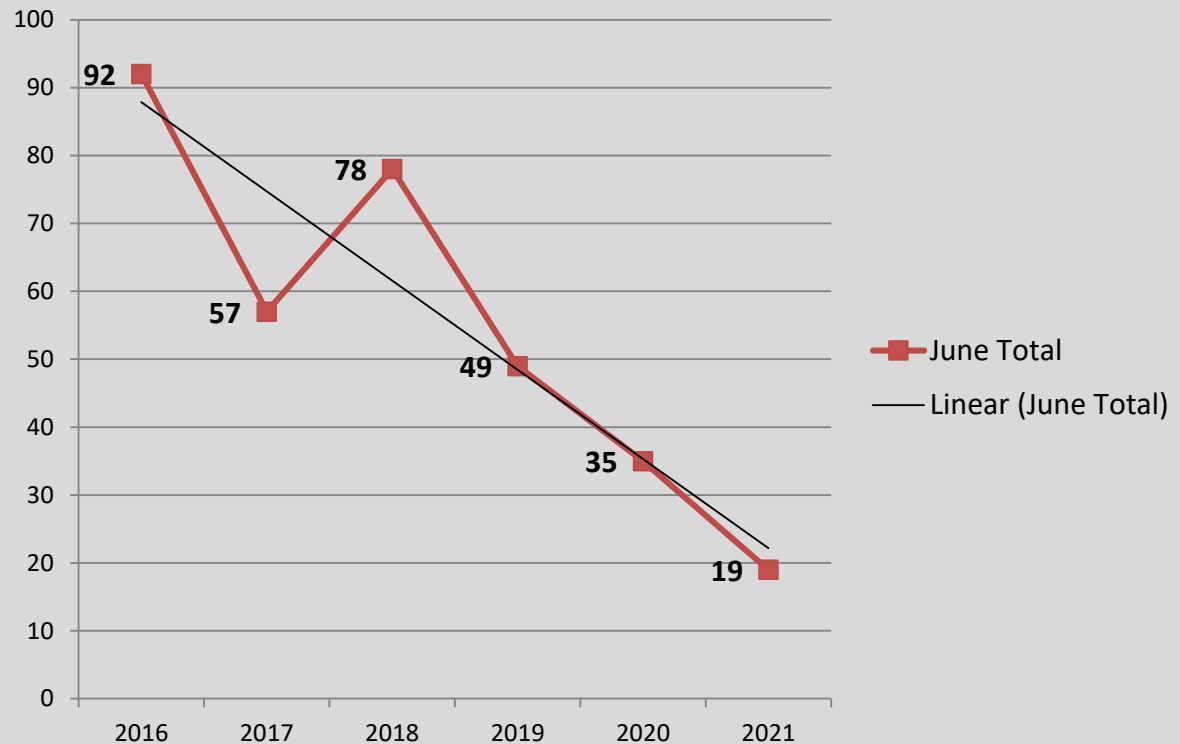
↓ 40%

Compared to 5 Year Avg:

↓ 69%

Month of June Numbers 2016-2021

Larceny



A Closer Look: Aggravated Assault with Trendline

Stat Recap:

Since Last Month:

↑ 95%

Compared to 2020
Year-To-Date:

↓ 22%

Compared to 5 Year Avg:

↑ 54%

Month of June Numbers 2016-2021

Aggravated Assault

