

# Pittsfield Police Department CityStat

## October 2021

*Produced by the Crime Analysis Unit*



# Total Group A Crime

## 4 Weeks

## Year to Date

## 5 Year

	Sep-2021	Oct-2021	% Change		2020	2021	% Change		Average	% Change
Total Crimes Against Person	55	38	-31%		785	484	-38%		95	-60%
Total Crimes Against Property	100	88	-12%		1,131	723	-36%		164	-46%
Total Crimes Against Society	35	53	51%		162	202	25%		27	96%
Total Group A Crime	190	179	-6%		2,078	1,409	-32%		286	-37%

# Crimes Against Person

	4 Week			Year to Date			5 Year	
	Sep-2021	Oct-2021	% Change	2020	2021	% Change	Average	% Change
Murder/ Nonnegligent Manslaughter	0	0	In Calc	1	1	0%	1	-100%
Negligent Manslaughter	0	0	In Calc	0	0	In Calc	0	In Calc
Human Trafficking	0	0	In Calc	0	0	In Calc	0	In Calc
Kidnapping/ Abduction	0	0	In Calc	3	2	-33%	1	-100%
Rape	3	5	67%	23	33	43%	5	0%
Fondling	0	0	In Calc	7	2	-71%	2	-100%
Consensual Sex Offenses	2	1	-50%	7	18	157%	1	0%
Aggravated Assault	25	14	-44%	264	221	-16%	24	-42%
Simple Assault	17	11	-35%	361	140	-61%	47	-77%
Intimidation	8	7	-13%	119	67	-44%	13	-46%
<b>Total Crimes Against Person</b>	<b>55</b>	<b>38</b>	<b>-31%</b>	<b>785</b>	<b>484</b>	<b>-38%</b>	<b>95</b>	<b>-60%</b>

# Crimes Against Property

	4 Week			Year to Date			5 Year	
	Sep-2021	Oct-2021	% Change	2020	2021	% Change	Average	% Change
Arson	2	0	-100%	4	6	50%	1	-100%
Bribery	0	0	In Calc	0	1	In Calc	0	In Calc
Burglary (B&E)	18	14	-22%	225	151	-33%	35	-60%
Counterfeiting/Forgery	2	3	50%	29	14	-52%	6	-50%
Vandalism	28	20	-29%	357	207	-42%	44	-55%
Embezzlement	0	0	In Calc	3	1	-67%	0	In Calc
Extortion/Blackmail	0	0	In Calc	1	0	-100%	0	In Calc
Fraud Offenses	13	11	-15%	147	83	-44%	15	-27%
Robbery	2	4	100%	32	29	-9%	2	100%
Larceny (Total)	31	30	-3%	275	195	-29%	57	-47%
Theft from Building	4	1	-75%	41	11	-73%	8	-88%
Theft from Motor Vehicle	8	7	-13%	39	32	-18%	13	-46%
Theft from Person	0	1	In Calc	14	1	-93%	2	-50%
Shoplifting	6	3	-50%	53	45	-15%	10	-70%
Larceny- Miscellaneous	13	18	38%	128	106	-17%	24	-25%
Motor Vehicle Theft	2	2	0%	43	24	-44%	3	-33%
Stolen Property Offenses	2	4	100%	15	12	-20%	2	100%
<b>Total Crimes Against Property</b>	<b>100</b>	<b>88</b>	<b>-12%</b>	<b>1,131</b>	<b>723</b>	<b>-36%</b>	<b>164</b>	<b>-46%</b>

# Crimes Against Society

	4 Week			Year to Date			5 Year	
	Sep-2021	Oct-2021	% Change	2020	2021	% Change	Average	% Change
Animal Cruelty	0	0	In Calc	2	1	-50%	0	In Calc
Drug/Narcotic Offenses	21	30	43%	100	114	14%	11	173%
Gambling Offenses	0	0	In Calc	0	0	In Calc	0	In Calc
Prostitution Offenses	0	0	In Calc	0	0	In Calc	0	In Calc
Weapon Law Violations	14	23	64%	60	87	45%	15	53%
<b>Total Crimes Against Society</b>	<b>35</b>	<b>53</b>	<b>51%</b>	<b>162</b>	<b>202</b>	<b>25%</b>	<b>27</b>	<b>96%</b>

# A Closer Look: Crimes Against Person with Trendline

## Stat Recap:

Since Last Month:

↓ 31%

Compared to 2020  
Year-To-Date:

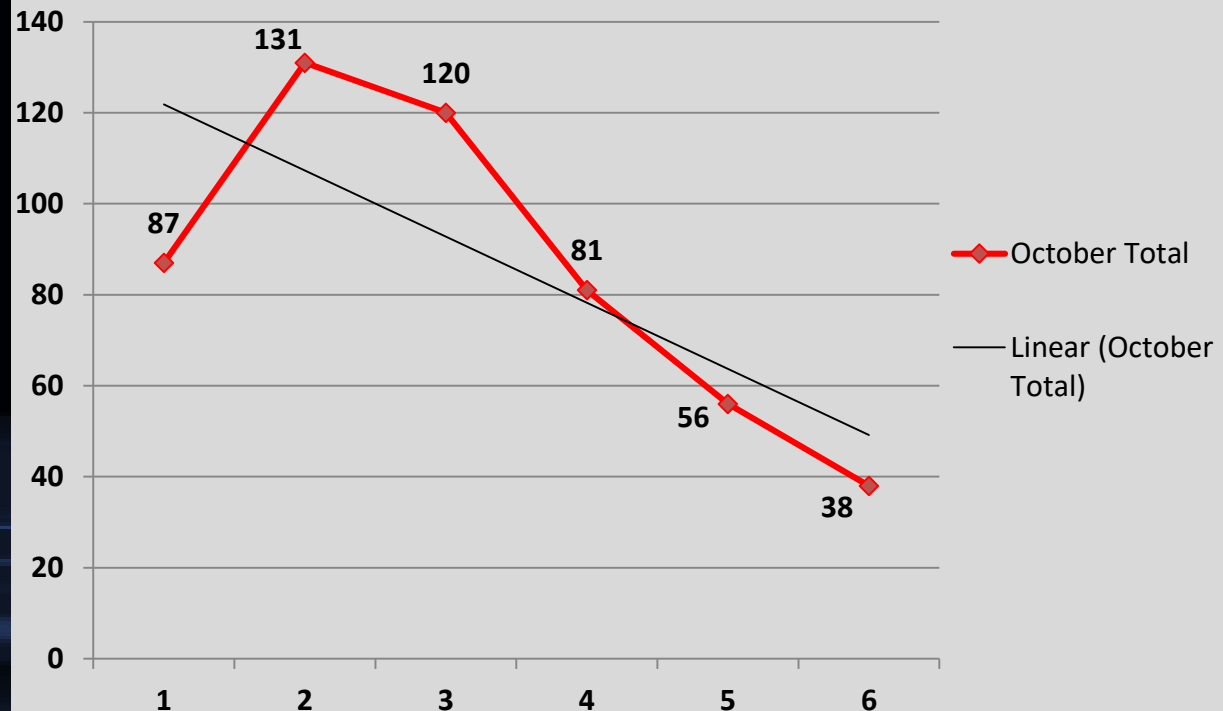
↓ 38%

Compared to 5 Year Avg:

↓ 60%

## Month of October Numbers 2016-2021

### Crimes Against Person



# A Closer Look: Crimes Against Property with Trendline

## Stat Recap:

Since Last Month:

↓ 12%

Compared to 2020  
Year-to-Date:

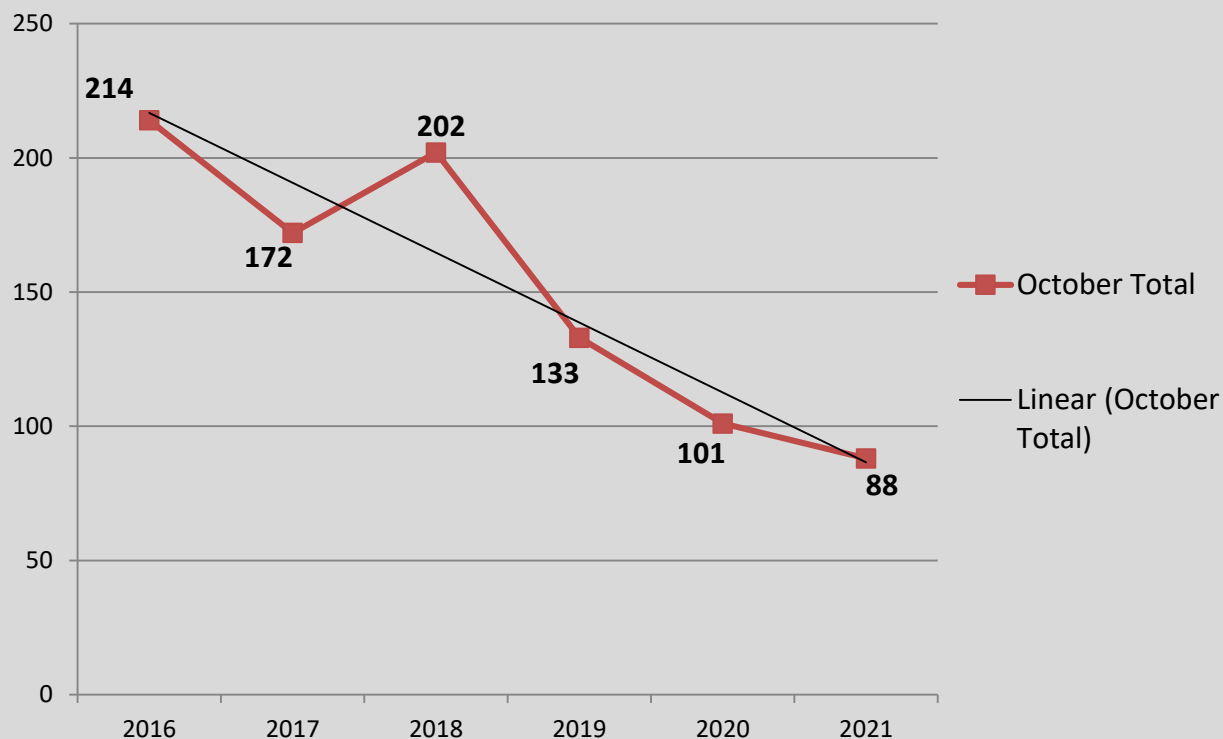
↓ 36%

Compared to 5 Year Avg:

↓ 46%

## Month of October Numbers 2016-2021

### Crimes Against Property



# A Closer Look: Crimes Against Society with Trendline

## Stat Recap:

Since Last Month:

↑ 51%

Compared to 2020  
Year-to-Date:

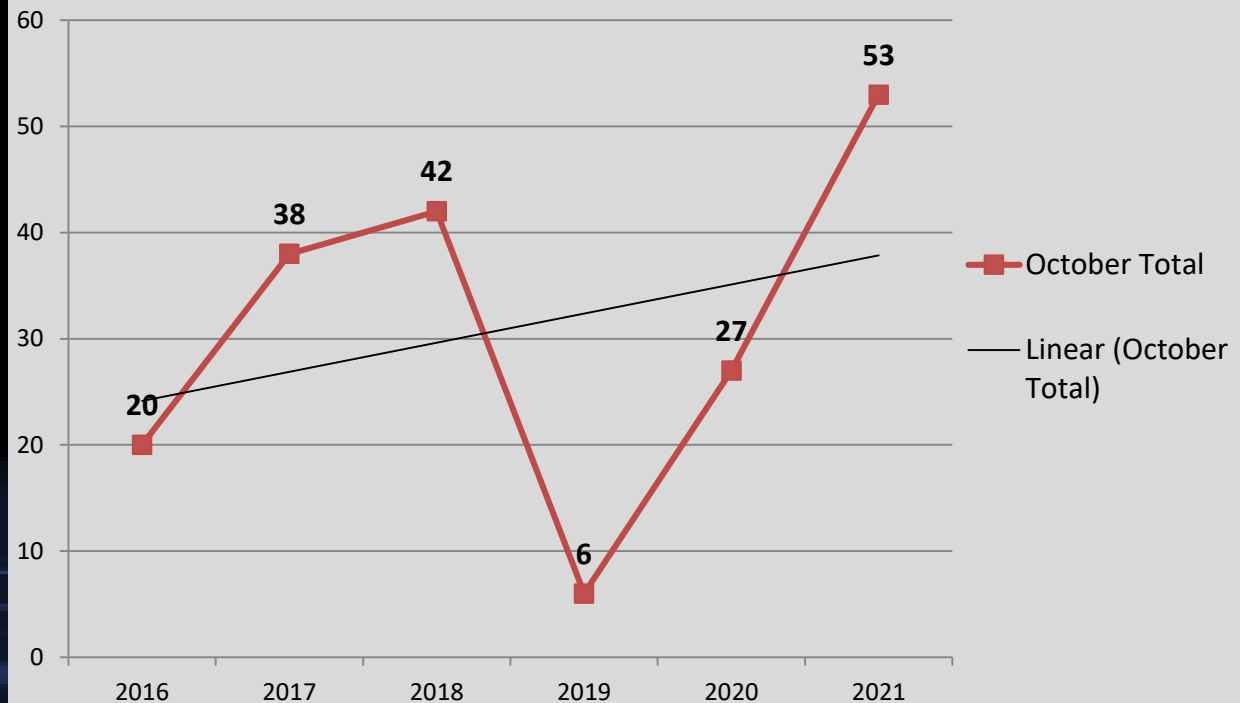
↑ 25%

Compared to 5 Year Avg:

↑ 96%

## Month of October Numbers 2016-2021

### Crimes Against Society





# A Closer Look: Burglary with Trendline

## Stat Recap:

Since Last Month:

↓ 22%

Compared to 2020  
Year-To-Date:

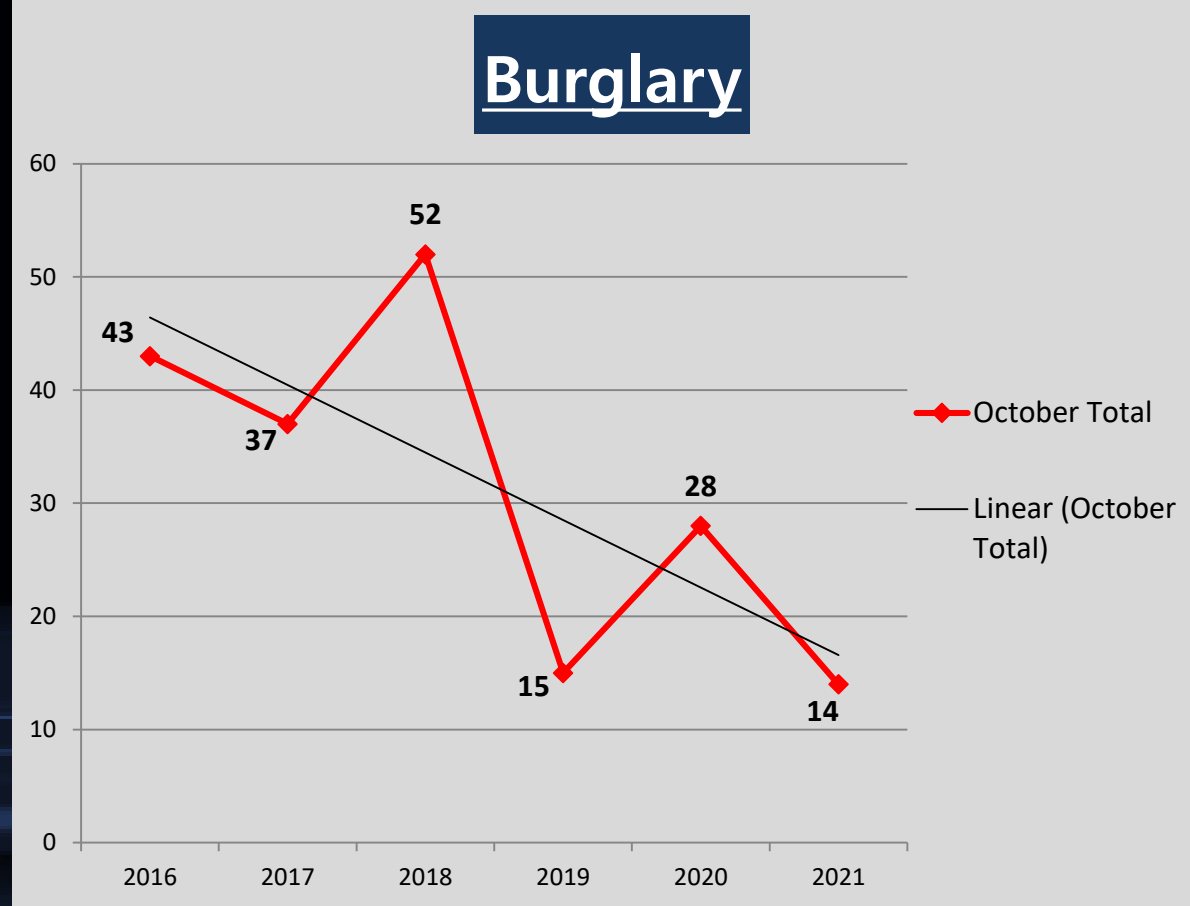
↓ 33%

Compared to 5 Year Avg:

↓ 60%

## Month of October Numbers 2016-2021

### Burglary



# A Closer Look: Larceny with Trendline

## Stat Recap:

Since Last Month:

↓ 3%

Compared to 2020  
Year-To-Date:

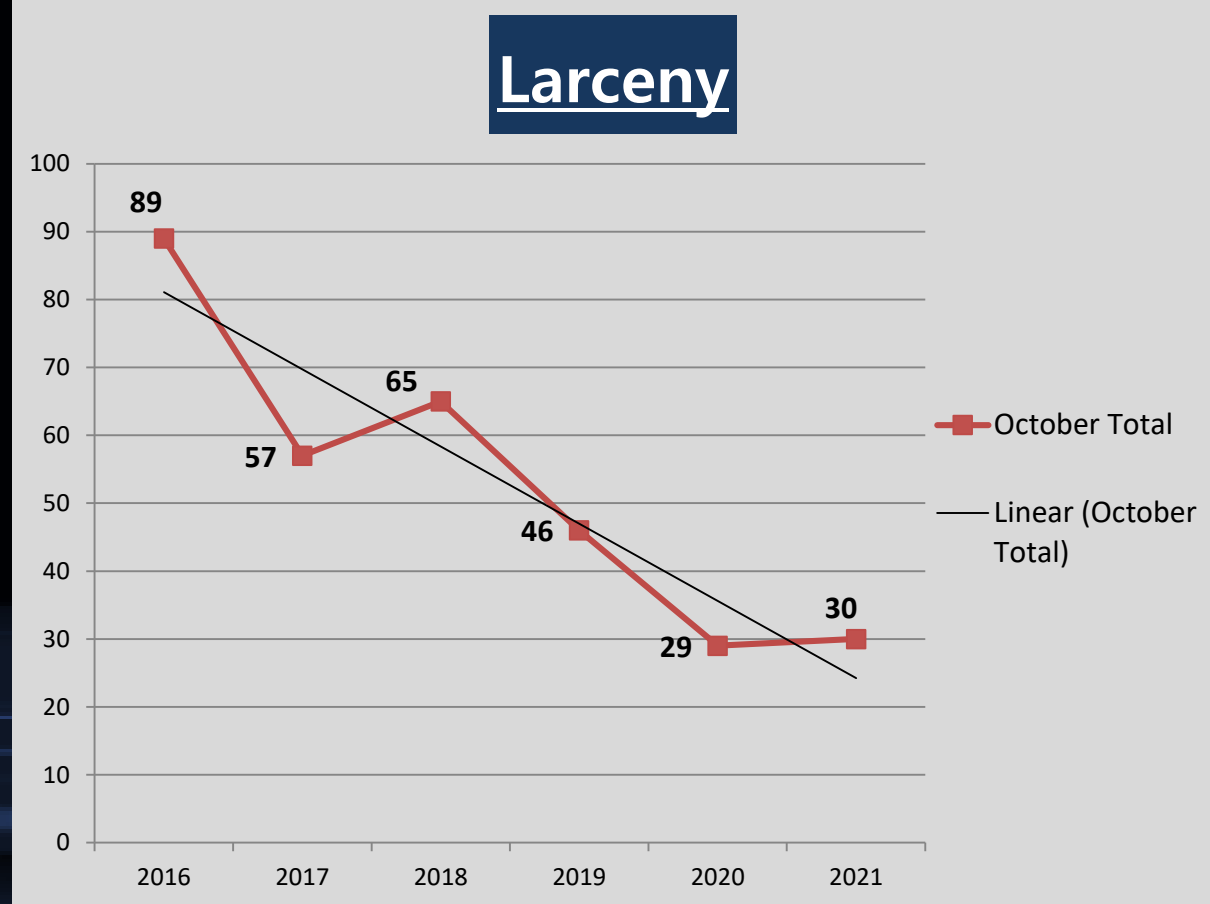
↓ 29%

Compared to 5 Year Avg:

↓ 47%

## Month of October Numbers 2016-2021

### Larceny



# A Closer Look: Aggravated Assault with Trendline

## Stat Recap:

Since Last Month:

↓ 44%

Compared to 2020  
Year-To-Date:

↓ 16%

Compared to 5 Year Avg:

↓ 42%

## Month of October Numbers 2016-2021

### Aggravated Assault

