

Pittsfield Police Department CityStat

October 2022

Produced by the Crime Analysis Unit



Total Group A Crime

4 Weeks

Year to Date

5 Year

	<u>4 Weeks</u>			<u>Year to Date</u>			<u>5 Year</u>	
	Sep-2022	Oct-2022	% Change	2021	2022	% Change	Average	% Change
Total Crimes Against Person	53	63	19%	539	493	-9%	85	-26%
Total Crimes Against Property	70	78	11%	897	834	-7%	138	-43%
Total Crimes Against Society	21	15	-29%	223	197	-12%	33	-55%
Total Group A Crime	144	156	8%	1,659	1,524	-8%	256	-39%

Crimes Against Person

	4 Week			Year to Date			5 Year	
	Sep-2022	Oct-2022	% Change	2021	2022	% Change	Average	% Change
Murder/ Nonnegligent Manslaughter	0	0	In Calc	1	1	0%	1	-100%
Negligent Manslaughter	0	0	In Calc	0	0	In Calc	0	In Calc
Human Trafficking	0	0	In Calc	0	1	In Calc	0	In Calc
Kidnapping/ Abduction	1	0	-100%	1	3	200%	1	-100%
Rape	2	6	200%	33	32	-3%	5	20%
Fondling	2	1	-50%	4	6	50%	2	-50%
Consensual Sex Offenses	1	3	200%	24	19	-21%	2	50%
Aggravated Assault	25	20	-20%	233	234	0%	23	-13%
Simple Assault	11	25	127%	166	118	-29%	40	-38%
Intimidation	11	8	-27%	77	79	3%	11	-27%
Total Crimes Against Person	53	63	19%	539	493	-9%	85	-26%

Crimes Against Property

	4 Week			Year to Date			5 Year	
	Sep-2022	Oct-2022	% Change	2021	2022	% Change	Average	% Change
Arson	0	1	In Calc	9	14	56%	1	0%
Bribery	0	0	In Calc	1	0	-100%	0	In Calc
Burglary (B&E)	12	9	-25%	201	139	-31%	29	-69%
Counterfeiting/Forgery	1	1	0%	27	35	30%	4	-75%
Vandalism	19	25	32%	244	237	-3%	37	-32%
Embezzlement	0	0	In Calc	1	0	-100%	0	In Calc
Extortion/Blackmail	0	0	In Calc	0	1	In Calc	0	In Calc
Fraud Offenses	7	3	-57%	93	61	-34%	15	-80%
Robbery	5	6	20%	41	30	-27%	2	200%
Larceny (Total)	23	29	26%	244	262	7%	44	-34%
Theft from Building	2	1	-50%	22	14	-36%	5	-80%
Theft from Motor Vehicle	6	5	-17%	47	65	38%	11	-55%
Theft from Person	0	0	In Calc	3	1	-67%	2	-100%
Shoplifting	3	6	100%	44	54	23%	5	20%
Larceny- Miscellaneous	12	17	42%	128	128	0%	21	-19%
Motor Vehicle Theft	2	2	0%	24	40	67%	3	-33%
Stolen Property Offenses	1	2	100%	12	15	25%	2	0%
Total Crimes Against Property	70	78	11%	897	834	-7%	138	-43%

Crimes Against Society

	4 Week			Year to Date			5 Year	
	Sep-2022	Oct-2022	% Change	2021	2022	% Change	Average	% Change
Animal Cruelty	0	0	In Calc	1	0	-100%	0	In Calc
Drug/Narcotic Offenses	4	7	75%	120	91	-24%	15	-53%
Gambling Offenses	0	0	In Calc	0	0	In Calc	0	In Calc
Prostitution Offenses	0	0	In Calc	0	0	In Calc	0	In Calc
Weapon Law Violations	17	8	-53%	102	106	4%	18	-56%
Total Crimes Against Society	21	15	-29%	223	197	-12%	33	-55%

A Closer Look: Crimes Against Person with Trendline

Stat Recap:

Since Last Month:

↑ 19%

Compared to 2021
Year-To-Date:

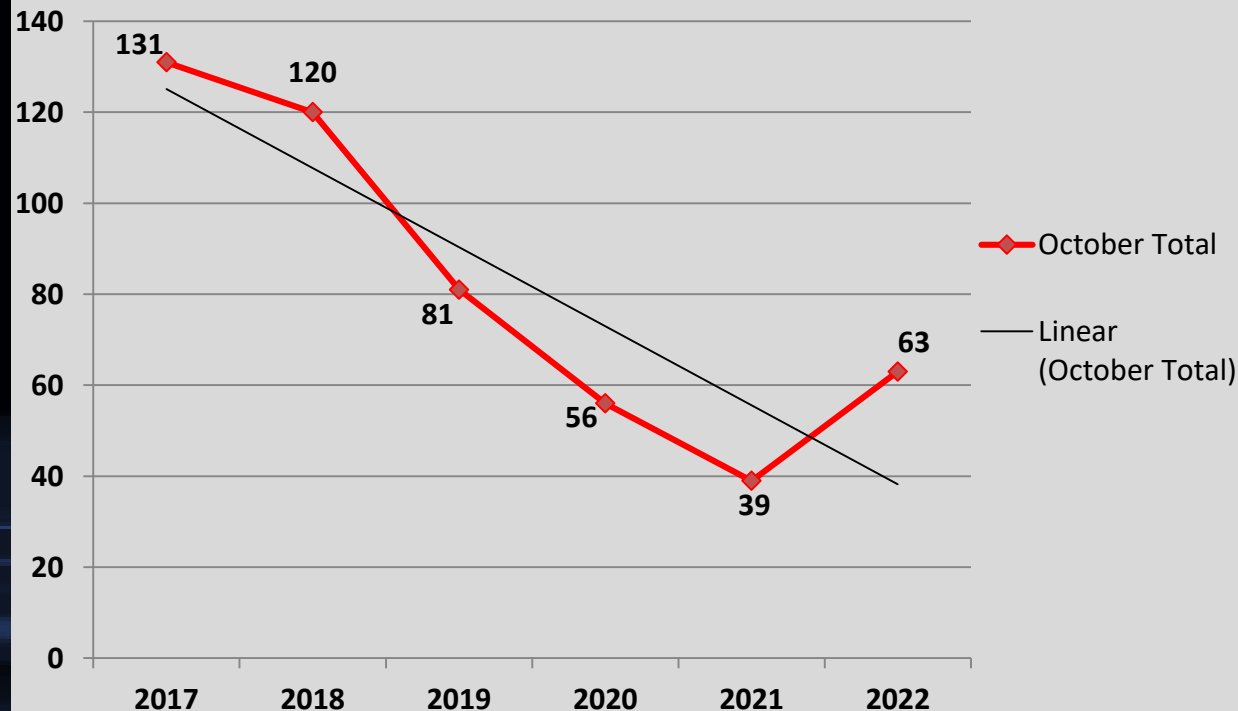
↓ 9%

Compared to 5 Year Avg:

↓ 26%

Month of October Numbers 2017-2022

Crimes Against Person



A Closer Look: Crimes Against Property with Trendline

Stat Recap:

Since Last Month:

↑ 11%

Compared to 2021
Year-to-Date:

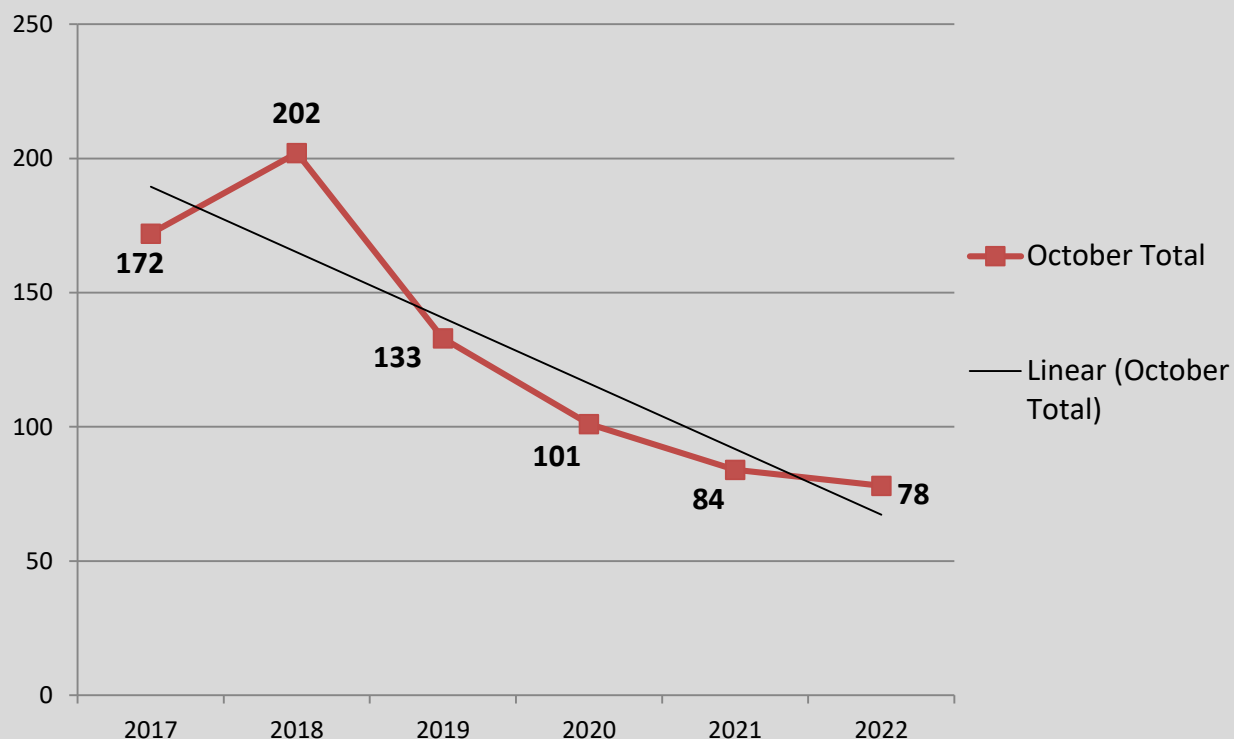
↓ 7%

Compared to 5 Year Avg:

↓ 43%

Month of October Numbers 2017-2022

Crimes Against Property



A Closer Look: Crimes Against Society with Trendline

Stat Recap:

Since Last Month:

↓ 29%

Compared to 2021
Year-to-Date:

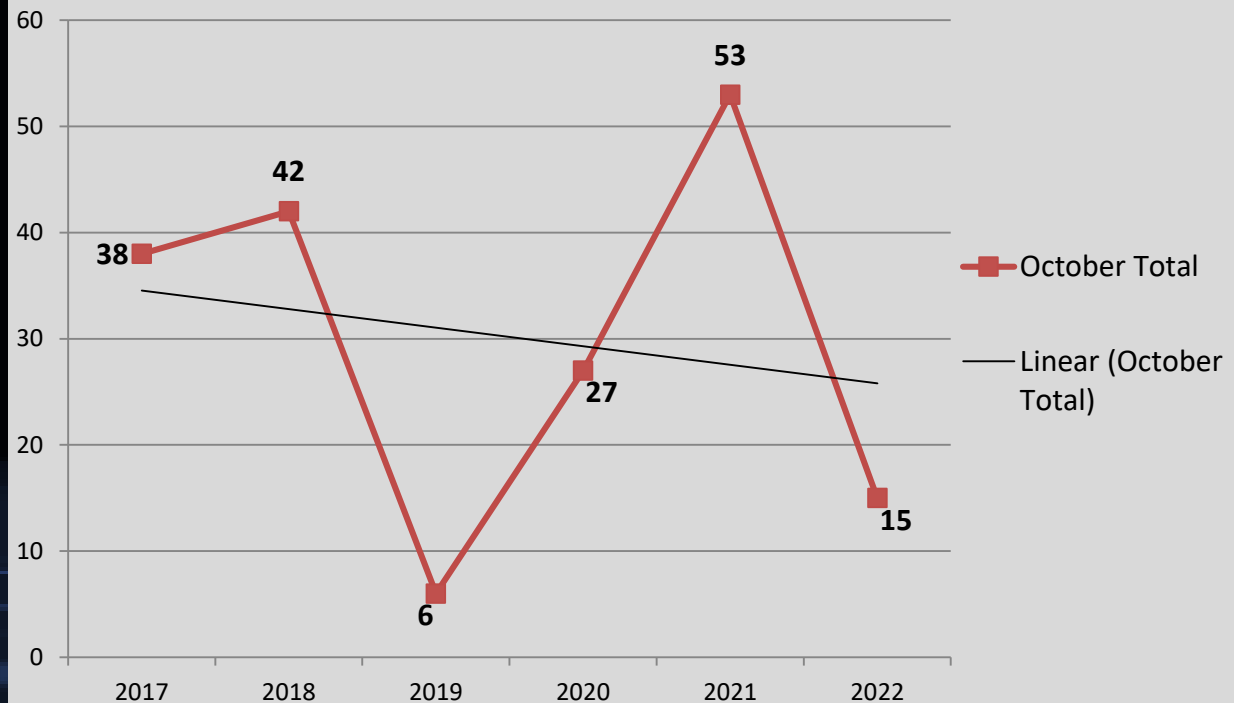
↓ 12%

Compared to 5 Year Avg:

↓ 55%

Month of October Numbers 2017-2022

Crimes Against Society



A Closer Look: Burglary with Trendline

Stat Recap:

Since Last Month:

↓ 25%

Compared to 2021
Year-To-Date:

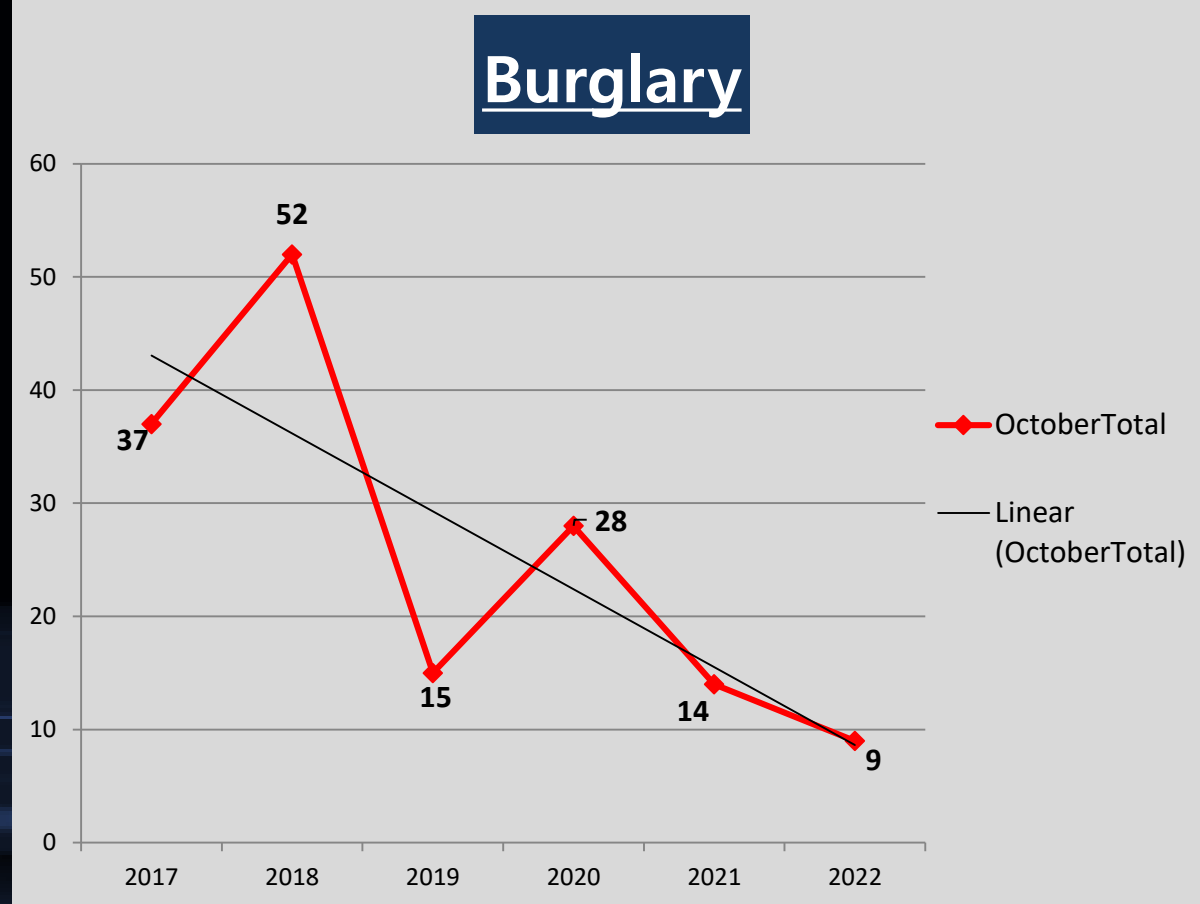
↓ 31%

Compared to 5 Year Avg:

↓ 69%

Month of October Numbers 2017-2022

Burglary



A Closer Look: Larceny with Trendline

Stat Recap:

Since Last Month:

↑ 26%

Compared to 2021
Year-To-Date:

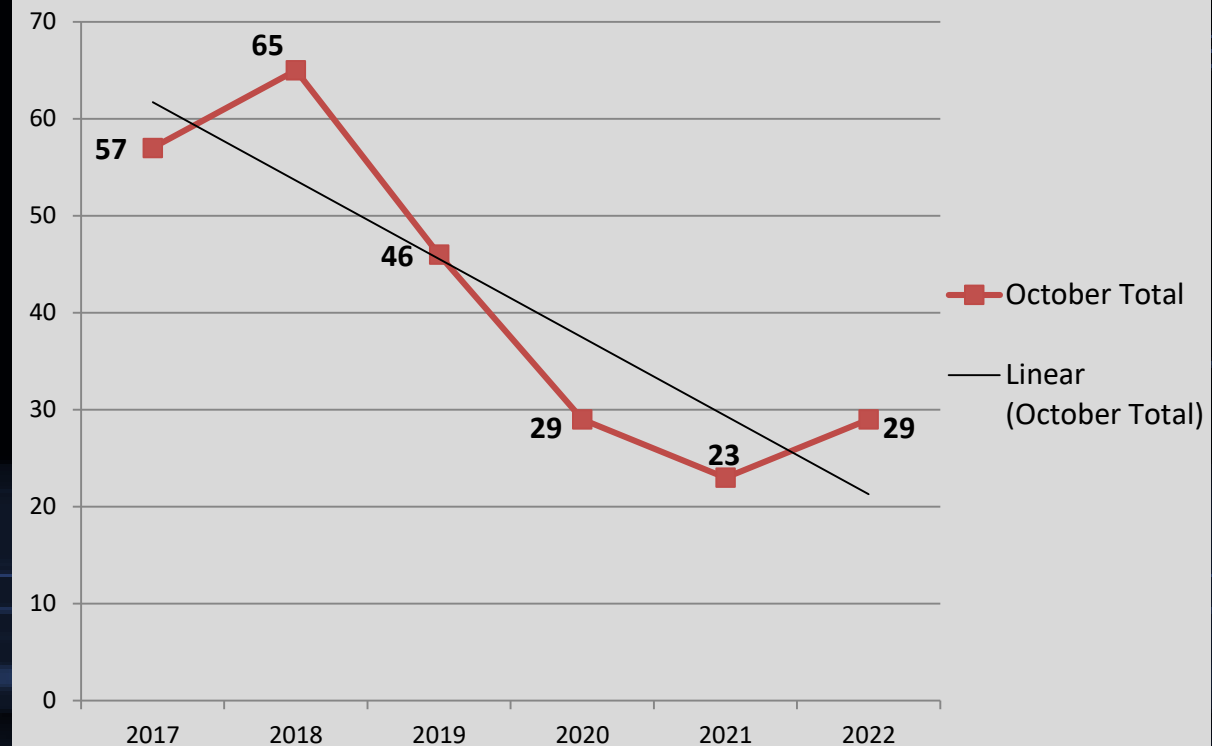
↑ 7%

Compared to 5 Year Avg:

↓ 34%

Month of October Numbers 2017-2022

Larceny



A Closer Look: Aggravated Assault with Trendline

Stat Recap:

Since Last Month:

↓ 20%

Compared to 2021

Year-To-Date:

0%

Compared to 5 Year Avg:

↓ 13%

Month of October Numbers 2017-2022

Aggravated Assault

