

Pittsfield Police Department CityStat

December 2022

Produced by the Crime Analysis Unit



Total Group A Crime

4 Weeks

Year to Date

5 Year

	Nov-2022	Dec-2022	% Change		2021	2022	% Change		Average	% Change
Total Crimes Against Person	59	40	-32%		651	623	-4%		79	-49%
Total Crimes Against Property	86	61	-29%		1,002	947	-5%		104	-41%
Total Crimes Against Society	28	13	-54%		276	249	-10%		17	-24%
Total Group A Crime	173	114	-34%		1,929	1,819	-6%		200	-43%

Crimes Against Person

	4 Week			Year to Date			5 Year	
	Nov-2022	Dec-2022	% Change	2021	2022	% Change	Average	% Change
Murder/ Nonnegligent Manslaughter	0	0	In Calc	1	3	200%	0	In Calc
Negligent Manslaughter	0	0	In Calc	0	0	In Calc	0	In Calc
Human Trafficking	0	0	In Calc	0	1	In Calc	0	In Calc
Kidnapping/ Abduction	2	0	-100%	6	5	-17%	1	-100%
Rape	1	3	200%	42	38	-10%	4	-25%
Fondling	1	0	-100%	8	7	-13%	1	-100%
Consensual Sex Offenses	0	1	In Calc	25	22	-12%	0	In Calc
Aggravated Assault	24	19	-21%	273	287	5%	25	-24%
Simple Assault	15	13	-13%	199	151	-24%	39	-67%
Intimidation	16	4	-75%	97	109	12%	8	-50%
Total Crimes Against Person	59	40	-32%	651	623	-4%	79	-49%

Crimes Against Property

	4 Week			Year to Date			5 Year	
	Nov-2022	Dec-2022	% Change	2021	2022	% Change	Average	% Change
Arson	0	0	In Calc	10	9	-10%	1	-100%
Bribery	0	0	In Calc	1	0	-100%	0	In Calc
Burglary (B&E)	32	10	-69%	218	184	-16%	21	-52%
Counterfeiting/Forgery	4	2	-50%	35	33	-6%	2	0%
Vandalism	22	16	-27%	262	261	0%	24	-33%
Embezzlement	0	0	In Calc	1	0	-100%	0	In Calc
Extortion/Blackmail	0	0	In Calc	0	1	In Calc	0	In Calc
Fraud Offenses	7	6	-14%	107	79	-26%	12	-50%
Robbery	6	1	-83%	41	37	-10%	4	-75%
Larceny (Total)	10	22	120%	278	279	0%	34	-35%
Theft from Building	1	1	0%	27	17	-37%	5	-80%
Theft from Motor Vehicle	2	3	50%	55	62	13%	6	-50%
Theft from Person	0	0	In Calc	3	1	-67%	1	-100%
Shoplifting	2	6	200%	60	61	2%	8	-25%
Larceny- Miscellaneous	5	12	140%	133	138	4%	14	-14%
Motor Vehicle Theft	1	1	0%	35	42	20%	4	-75%
Stolen Property Offenses	4	3	-25%	14	22	57%	1	200%
Total Crimes Against Property	86	61	-29%	1,002	947	-5%	104	-41%

Crimes Against Society

	4 Week			Year to Date			5 Year	
	Nov-2022	Dec-2022	% Change	2021	2022	% Change	Average	% Change
Animal Cruelty	0	0	In Calc	1	0	-100%	0	In Calc
Drug/Narcotic Offenses	12	3	-75%	144	108	-25%	9	-67%
Gambling Offenses	0	0	In Calc	0	0	In Calc	0	In Calc
Prostitution Offenses	0	0	In Calc	0	0	In Calc	1	-100%
Weapon Law Violations	16	10	-38%	131	141	8%	7	43%
Total Crimes Against Society	28	13	-54%	276	249	-10%	17	-24%

A Closer Look: Crimes Against Person with Trendline

Stat Recap:

Since Last Month:

↓ 32%

Compared to 2021
Year-To-Date:

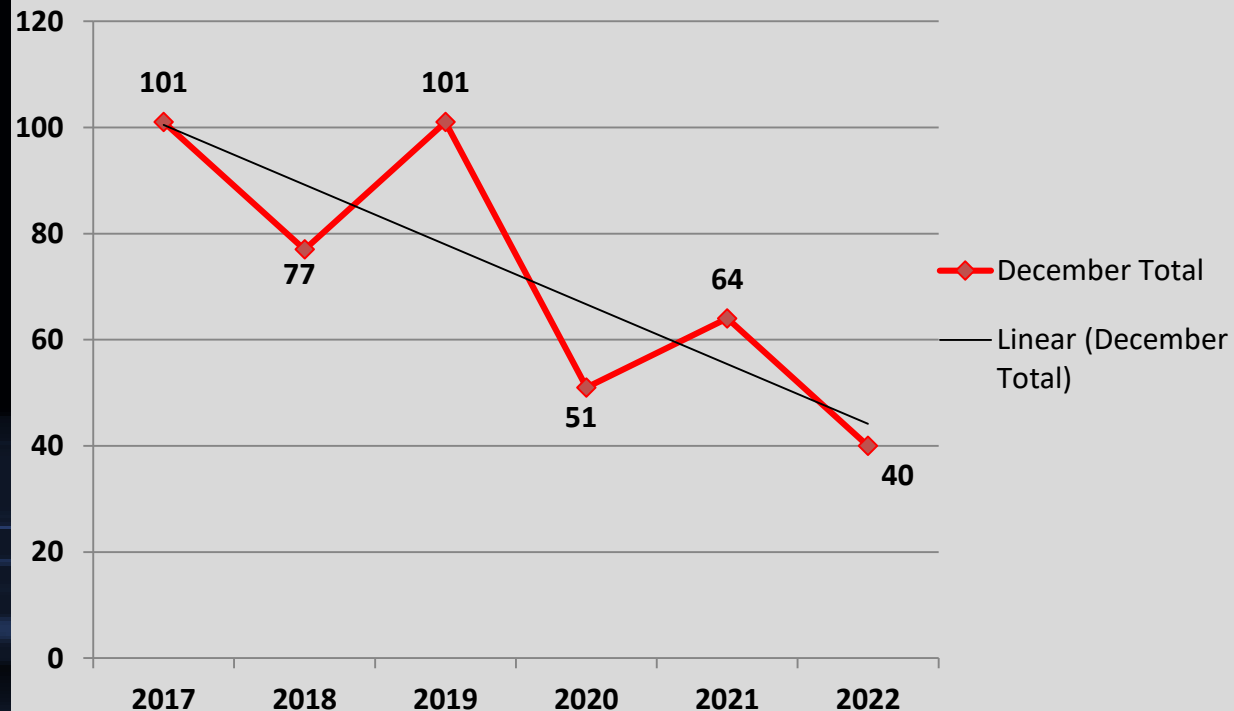
↓ 4%

Compared to 5 Year Avg:

↓ 49%

Month of December Numbers 2017-2022

Crimes Against Person



A Closer Look: Crimes Against Property with Trendline

Stat Recap:

Since Last Month:

↓ 29%

Compared to 2021
Year-to-Date:

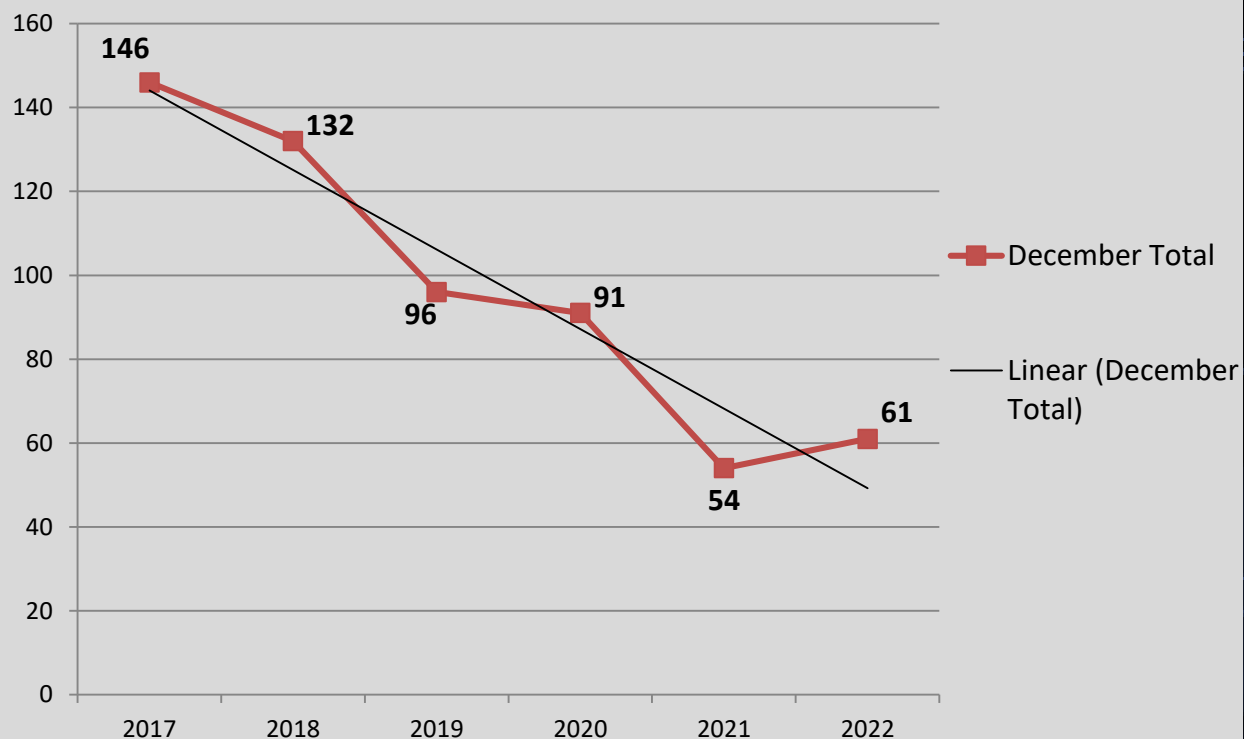
↓ 5%

Compared to 5 Year Avg:

↓ 41%

Month of December Numbers 2017-2022

Crimes Against Property



A Closer Look: Crimes Against Society with Trendline

Stat Recap:

Since Last Month:

↓ 54%

Compared to 2021
Year-to-Date:

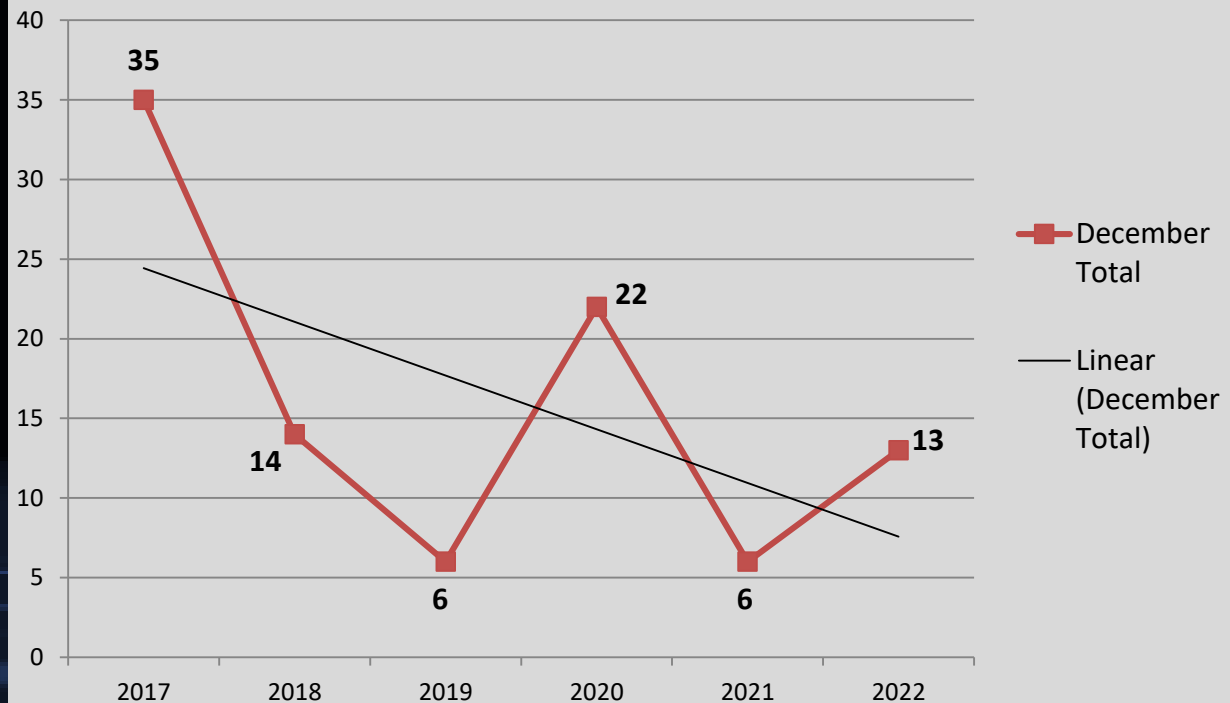
↓ 10%

Compared to 5 Year Avg:

↓ 24%

Month of December Numbers 2017-2022

Crimes Against Society



A Closer Look: Burglary with Trendline

Stat Recap:

Since Last Month:

↓ 69%

Compared to 2021
Year-To-Date:

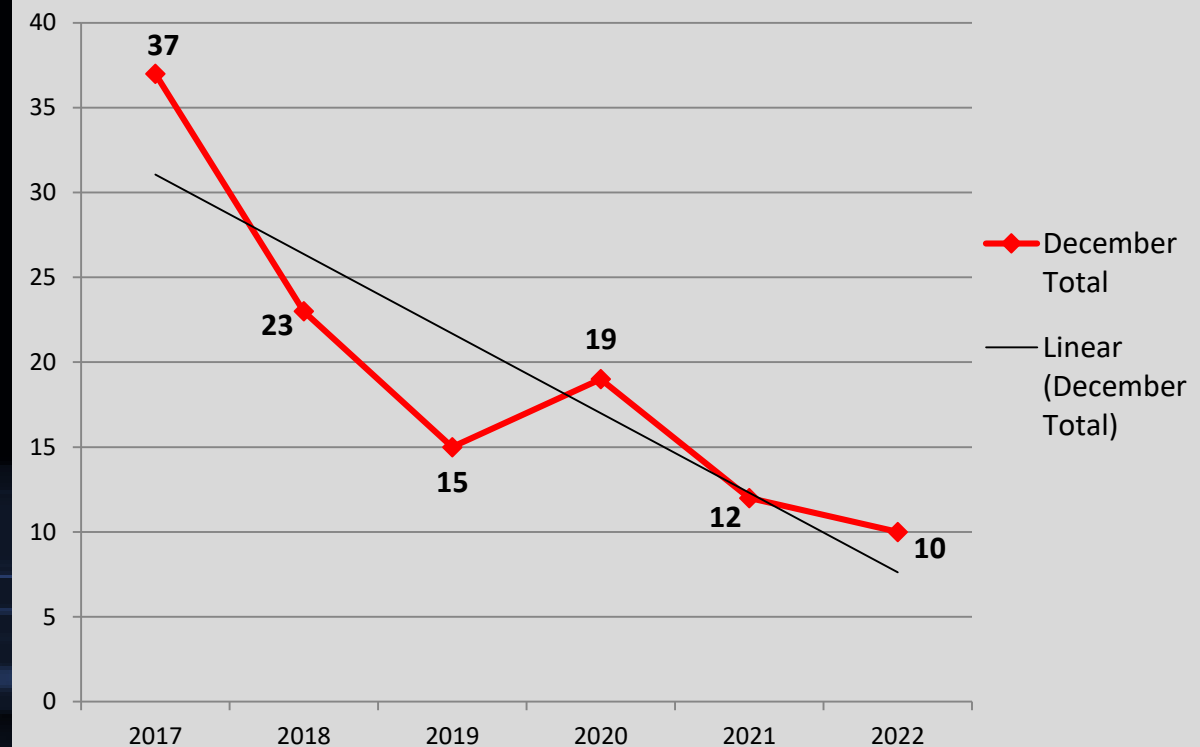
↓ 16%

Compared to 5 Year Avg:

↓ 52%

Month of December Numbers 2017-2022

Burglary



A Closer Look: Larceny with Trendline

Stat Recap:

Since Last Month:

↑ 120%

Compared to 2021

Year-To-Date:

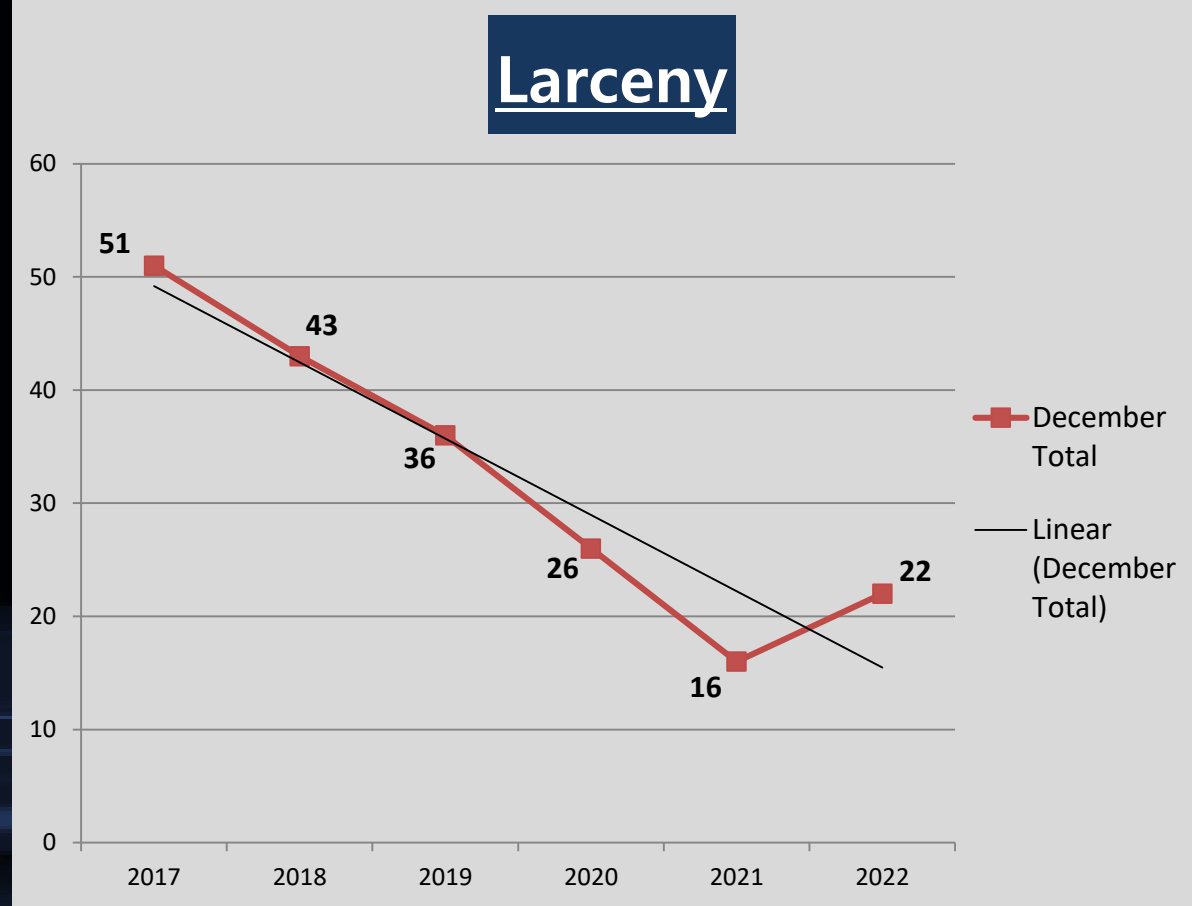
0%

Compared to 5 Year Avg:

↓ 35%

Month of December Numbers 2017-2022

Larceny



A Closer Look: Aggravated Assault with Trendline

Stat Recap:

Since Last Month:

↓ 21%

Compared to 2021
Year-To-Date:

↑ 5%

Compared to 5 Year Avg:

↓ 24%

Month of December Numbers 2017-2022

Aggravated Assault

