

Pittsfield Police Department CityStat

October 2023

Produced by the Crime Analysis Unit



Total Group A Crime

4 Weeks

Year to Date

5 Year

	Sep-2023	Oct-2023	% Change		2022	2023	% Change		Average	% Change
Total Crimes Against Person	82	40	-51%		544	572	5%		74	-46%
Total Crimes Against Property	51	63	24%		800	635	-21%		113	-44%
Total Crimes Against Society	18	17	-6%		208	233	12%		33	-48%
Total Group A Crime	151	120	-21%		1,552	1,440	-7%		220	-45%

Crimes Against Person

	4 Week			Year to Date			5 Year	
	Sep-2023	Oct-2023	% Change	2022	2023	% Change	Average	% Change
Murder/ Nonnegligent Manslaughter	0	0	In Calc	3	0	-100%	1	-100%
Negligent Manslaughter	0	0	In Calc	0	0	In Calc	0	In Calc
Human Trafficking	0	0	In Calc	1	0	-100%	0	In Calc
Kidnapping/ Abduction	0	0	In Calc	3	3	0%	0	In Calc
Rape	7	2	-71%	44	39	-11%	5	-60%
Fondling	0	1	In Calc	6	6	0%	1	0%
Consensual Sex Offenses	0	0	In Calc	21	11	-48%	2	-100%
Aggravated Assault	30	15	-50%	244	262	7%	21	-29%
Simple Assault	25	19	-24%	123	168	37%	34	-44%
Intimidation	3	3	-85%	99	83	-16%	10	-70%
Total Crimes Against Person	82	40	-51%	544	572	5%	74	-46%

Crimes Against Property

	4 Week			Year to Date			5 Year	
	Sep-2023	Oct-2023	% Change	2022	2023	% Change	Average	% Change
Arson	0	0	In Calc	9	2	-78%	1	-100%
Bribery	0	0	In Calc	0	0	In Calc	0	In Calc
Burglary (B&E)	11	12	9%	142	114	-20%	23	-48%
Counterfeiting/Forgery	2	2	0%	27	23	-15%	3	-33%
Vandalism	20	16	-20%	223	170	-24%	30	-47%
Embezzlement	0	1	In Calc	0	4	In Calc	0	In Calc
Extortion/Blackmail	0	0	In Calc	1	1	0%	0	In Calc
Fraud Offenses	5	6	20%	66	66	0%	12	-50%
Robbery	0	3	In Calc	30	24	-20%	3	0%
Larceny (Total)	10	21	110%	247	193	-22%	36	-42%
Theft from Building	0	0	In Calc	15	12	-20%	4	-100%
Theft from Motor Vehicle	2	1	-50%	57	32	-44%	9	-89%
Theft from Person	0	0	In Calc	1	1	0%	1	-100%
Shoplifting	1	6	500%	53	60	13%	5	20%
Larceny- Miscellaneous	7	14	100%	121	88	-27%	17	-18%
Motor Vehicle Theft	2	1	-50%	40	22	-45%	5	-67%
Stolen Property Offenses	1	1	0%	15	16	7%	2	-50%
Total Crimes Against Property	51	63	24%	800	635	-21%	113	-44%

Crimes Against Society

	4 Week			Year to Date			5 Year	
	Sep-2023	Oct-2023	% Change	2022	2023	% Change	Average	% Change
Animal Cruelty	0	0	In Calc	0	0	In Calc	0	In Calc
Drug/Narcotic Offenses	13	16	23%	93	136	46%	12	33%
Gambling Offenses	0	0	In Calc	0	0	In Calc	0	In Calc
Prostitution Offenses	0	0	In Calc	0	0	In Calc	0	In Calc
Weapon Law Violations	5	1	-80%	115	97	-16%	17	-94%
Total Crimes Against Society	18	17	-6%	208	233	12%	33	-48%

A Closer Look: Crimes Against Person with Trendline

Stat Recap:

Since Last Month:

↓ 51%

Compared to 2022
Year-To-Date:

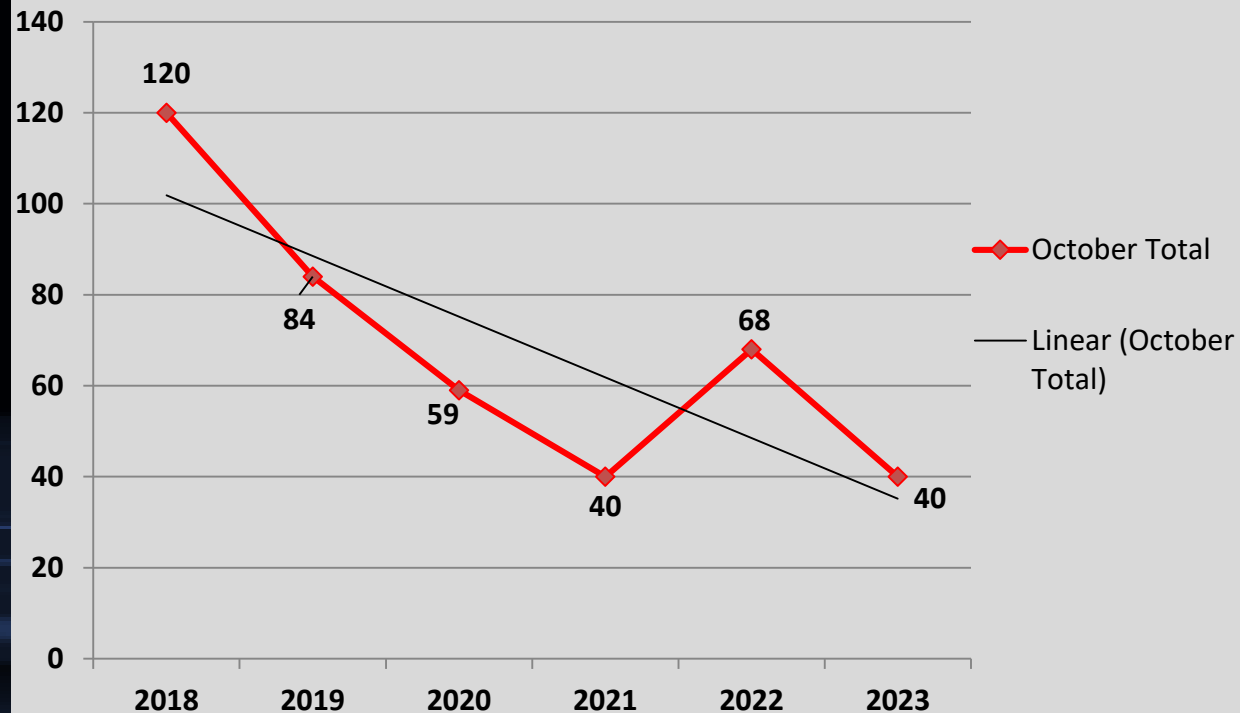
↑ 5%

Compared to 5 Year Avg:

↓ 46%

Month of October Numbers 2018-2023

Crimes Against Person



A Closer Look: Crimes Against Property with Trendline

Stat Recap:

Since Last Month:

↑ 24%

Compared to 2022
Year-to-Date:

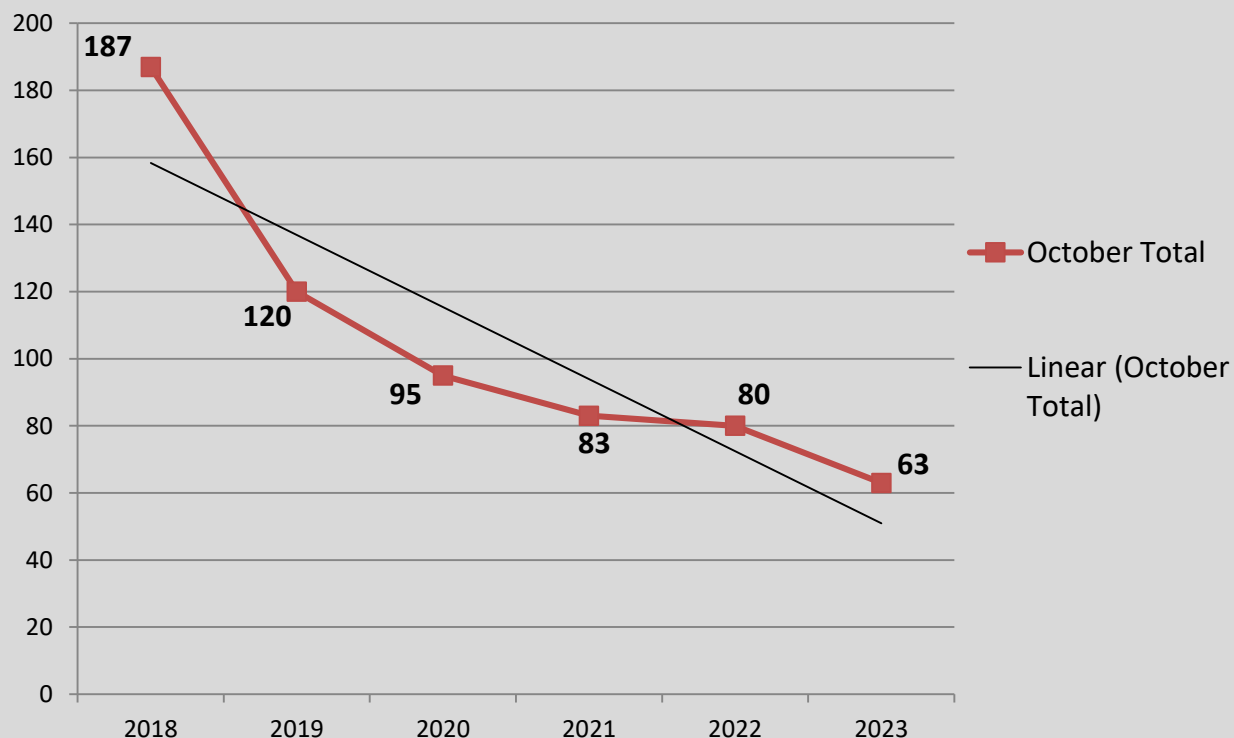
↓ 21%

Compared to 5 Year Avg:

↓ 44%

Month of October Numbers 2018-2023

Crimes Against Property



A Closer Look: Crimes Against Society with Trendline

Stat Recap:

Since Last Month:

↓ 6%

Compared to 2022
Year-to-Date:

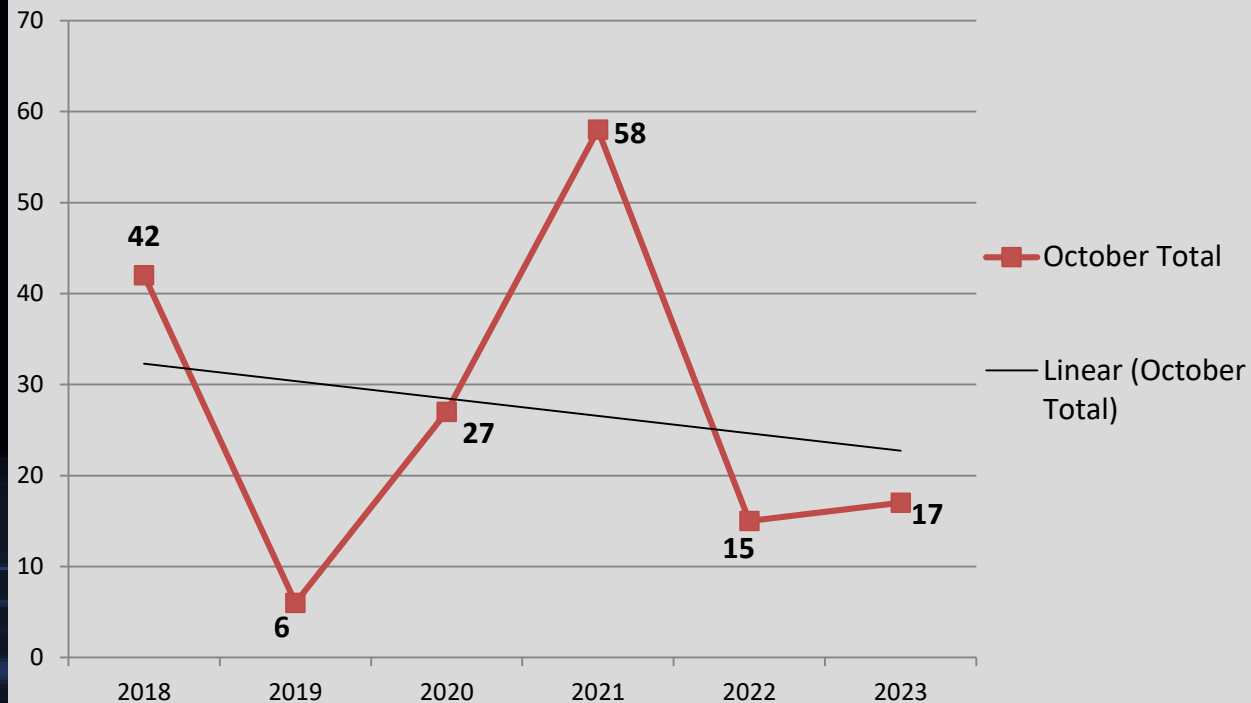
↑ 12%

Compared to 5 Year Avg:

↓ 48%

Month of October Numbers 2018-2023

Crimes Against Society



A Closer Look: Burglary with Trendline

Stat Recap:

Since Last Month:

↑ 9%

Compared to 2022
Year-To-Date:

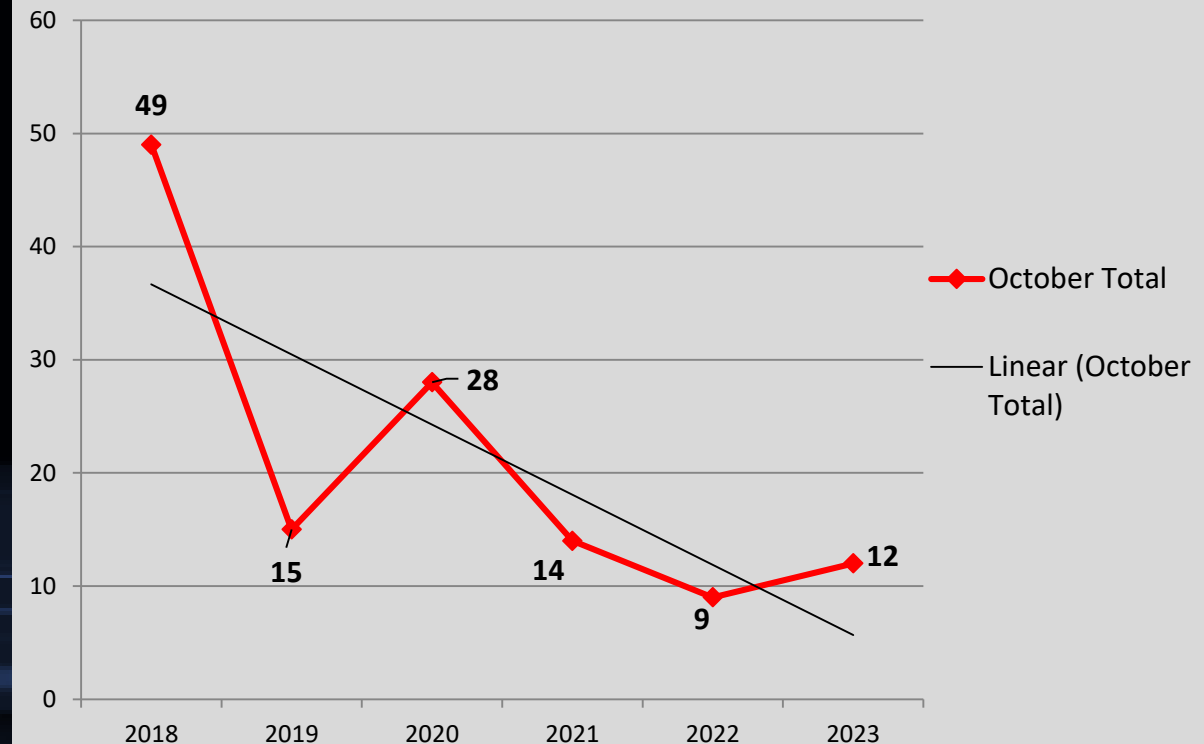
↓ 20%

Compared to 5 Year Avg:

↓ 48%

Month of October Numbers 2018-2023

Burglary



A Closer Look: Larceny with Trendline

Stat Recap:

Since Last Month:

↑ 110%

Compared to 2022
Year-To-Date:

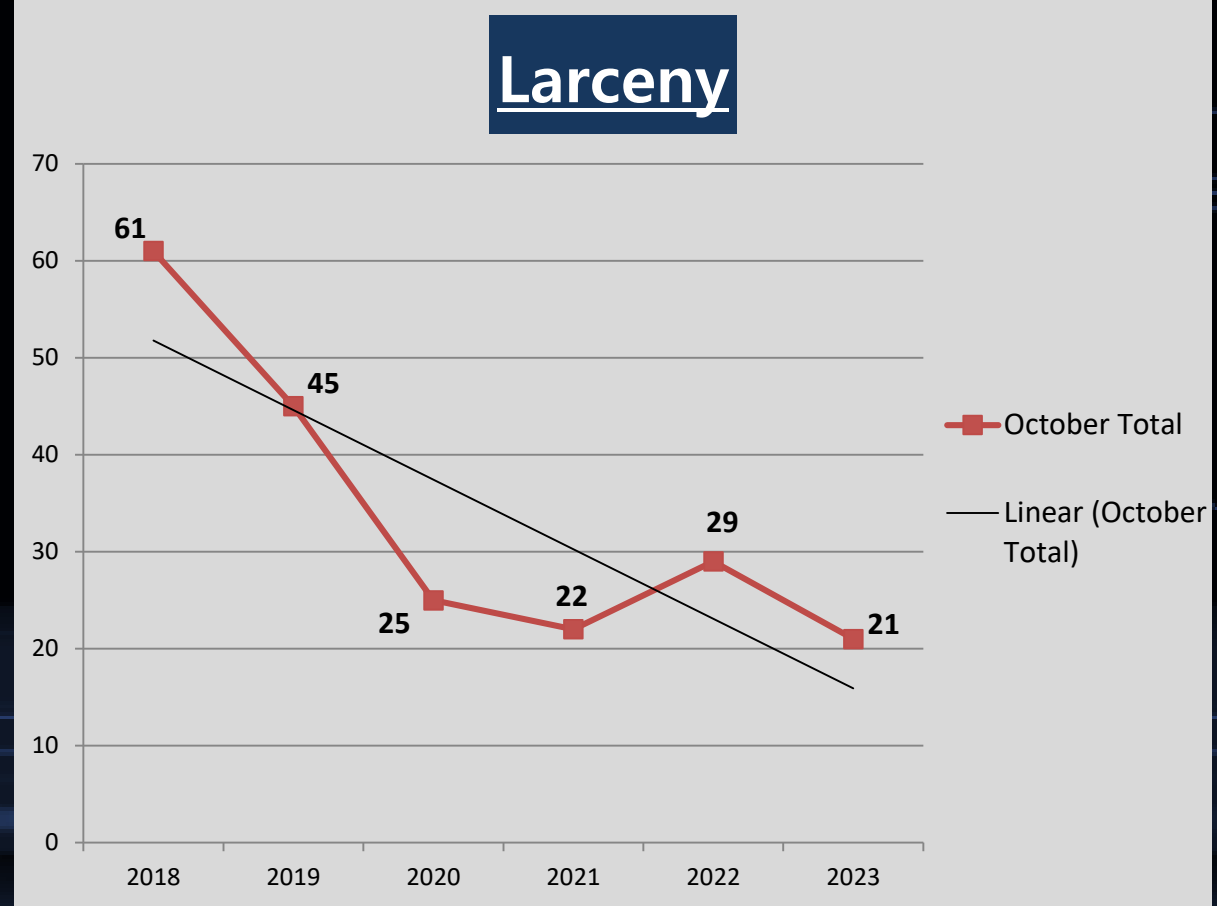
↓ 22%

Compared to 5 Year Avg:

↓ 42%

Month of October Numbers 2018-2023

Larceny



A Closer Look: Aggravated Assault with Trendline

Stat Recap:

Since Last Month:

↓ 50%

Compared to 2022
Year-To-Date:

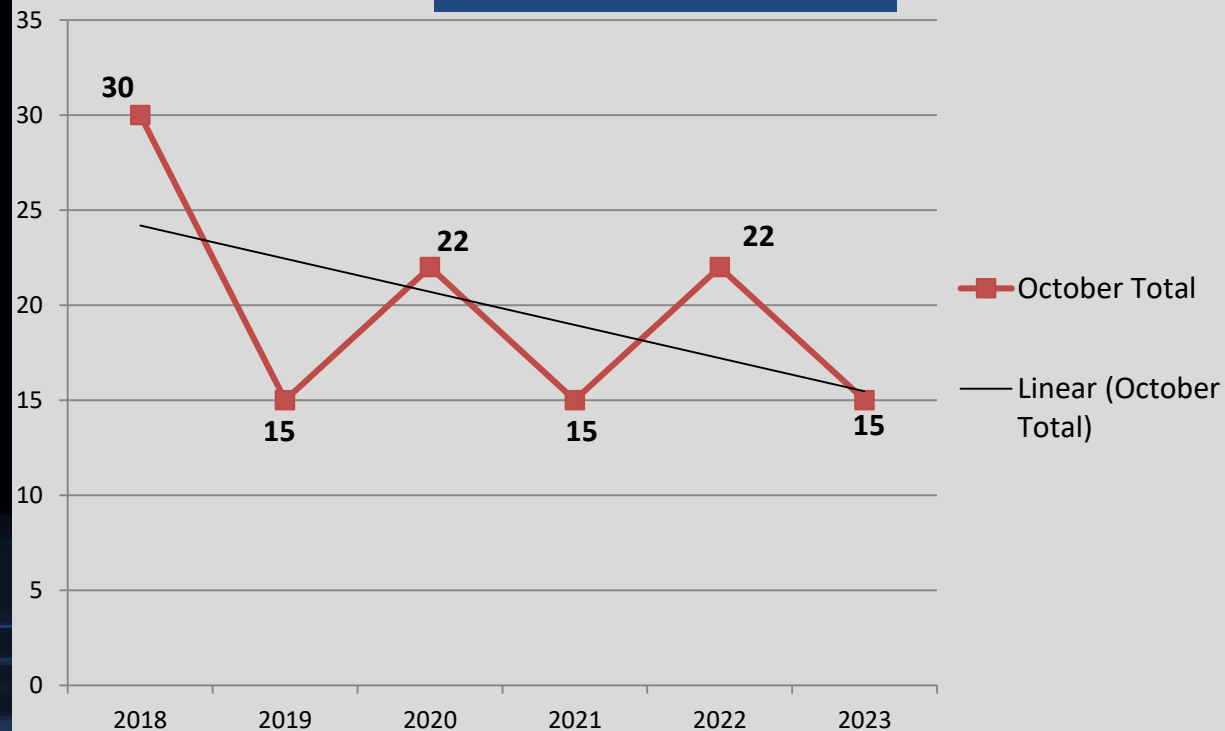
↑ 7%

Compared to 5 Year Avg:

↓ 29%

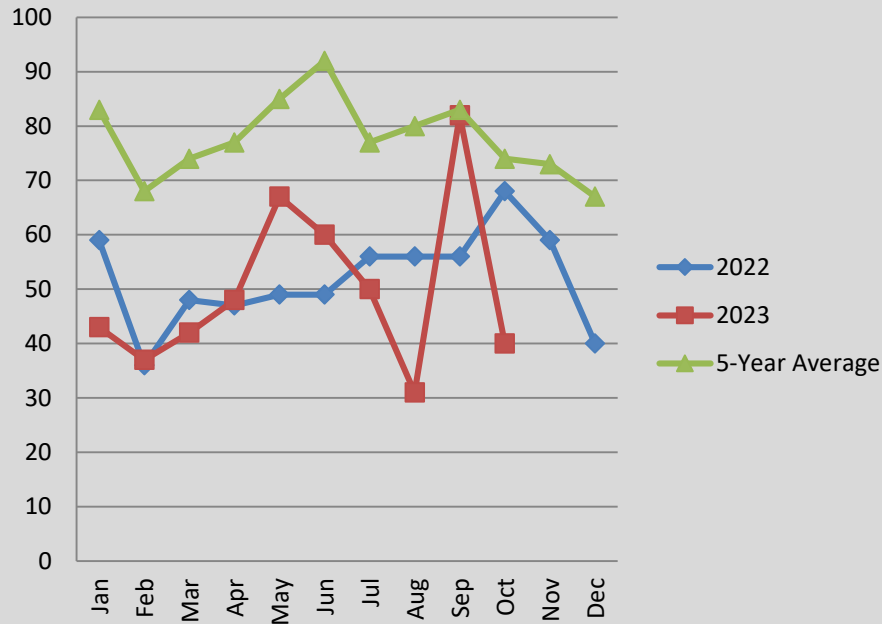
Month of October Numbers 2018-2023

Aggravated Assault

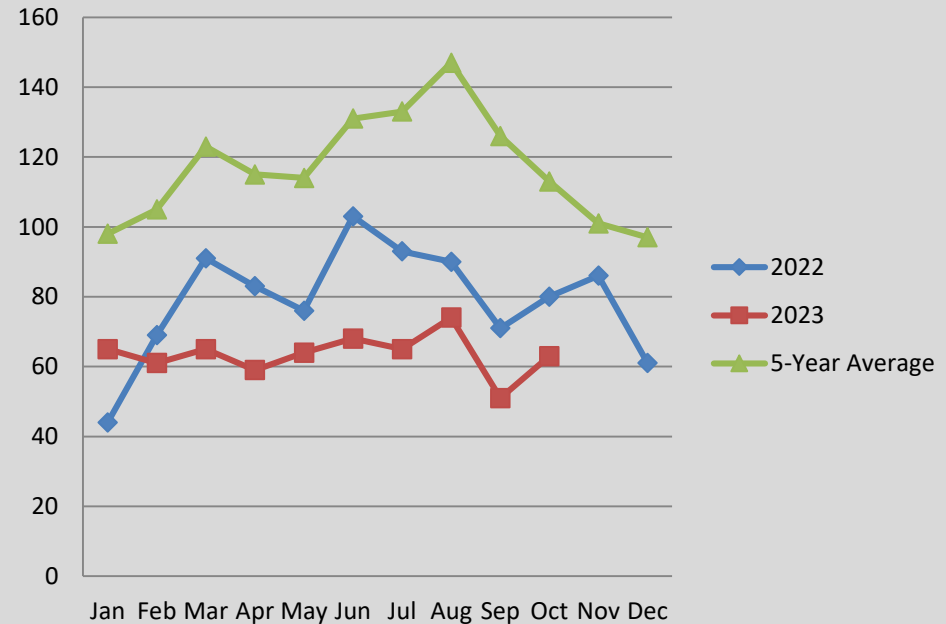


A Closer Look: CHANGING CRIME TRENDS

Crimes Against Person Comparison



Crimes Against Property Comparison



The charts above help visualize the changing crime trends that we are seeing in Pittsfield, as well as what we may anticipate for the future.