

Pittsfield Police Department CityStat

December 2023

Produced by the Crime Analysis Unit



Total Group A Crime

4 Weeks

Year to Date

5 Year

	Nov-2023	Dec-2023	% Change		2022	2023	% Change		Average	% Change
Total Crimes Against Person	32	35	9%		642	639	0%		67	-48%
Total Crimes Against Property	46	43	-7%		947	724	-24%		87	-51%
Total Crimes Against Society	18	7	-61%		249	258	4%		12	-42%
Total Group A Crime	96	85	-11%		1,838	1,621	-12%		166	-49%

Crimes Against Person

	4 Week			Year to Date			5 Year	
	Nov-2023	Dec-2023	% Change	2022	2023	% Change	Average	% Change
Murder/ Nonnegligent Manslaughter	0	0	In Calc	3	0	-100%	0	In Calc
Negligent Manslaughter	0	0	In Calc	0	0	In Calc	0	In Calc
Human Trafficking	0	0	In Calc	1	0	-100%	0	In Calc
Kidnapping/ Abduction	1	0	-100%	5	4	-20%	1	-100%
Rape	1	1	0%	47	41	-13%	4	-75%
Fondling	0	0	In Calc	7	6	-14%	1	-100%
Consensual Sex Offenses	2	4	100%	22	17	-23%	0	In Calc
Aggravated Assault	20	13	-35%	287	295	3%	23	-43%
Simple Assault	3	9	200%	151	180	19%	30	-70%
Intimidation	5	8	60%	119	96	-19%	7	14%
Total Crimes Against Person	32	35	9%	642	639	0%	67	-48%

Crimes Against Property

	4 Week			Year to Date			5 Year	
	Nov-2023	Dec-2023	% Change	2022	2023	% Change	Average	% Change
Arson	1	1	0%	9	4	-56%	1	0%
Bribery	0	0	In Calc	0	0	In Calc	0	In Calc
Burglary (B&E)	12	5	-58%	184	131	-29%	16	-69%
Counterfeiting/Forgery	0	3	In Calc	33	26	-21%	2	50%
Vandalism	11	18	64%	261	199	-24%	22	-18%
Embezzlement	0	0	In Calc	0	4	In Calc	0	In Calc
Extortion/Blackmail	0	0	In Calc	1	1	0%	0	In Calc
Fraud Offenses	2	2	0%	79	70	-11%	9	-78%
Robbery	1	0	-100%	37	25	-32%	4	-100%
Larceny (Total)	14	10	-29%	279	217	-22%	29	-66%
Theft from Building	2	0	-100%	17	14	-18%	3	-100%
Theft from Motor Vehicle	3	2	-33%	62	37	-40%	6	-67%
Theft from Person	0	0	In Calc	1	1	0%	1	-100%
Shoplifting	5	3	-40%	61	68	11%	7	-57%
Larceny- Miscellaneous	4	5	25%	138	97	-30%	12	-58%
Motor Vehicle Theft	5	3	-40%	42	30	-29%	4	-25%
Stolen Property Offenses	0	1	In Calc	22	17	-23%	1	0%
Total Crimes Against Property	46	43	-7%	947	724	-24%	87	-51%

Crimes Against Society

	4 Week			Year to Date			5 Year	
	Nov-2023	Dec-2023	% Change	2022	2023	% Change	Average	% Change
Animal Cruelty	0	0	In Calc	0	0	In Calc	0	In Calc
Drug/Narcotic Offenses	9	6	-33%	108	151	40%	6	0%
Gambling Offenses	0	0	In Calc	0	0	In Calc	0	In Calc
Prostitution Offenses	0	0	In Calc	0	0	In Calc	0	In Calc
Weapon Law Violations	9	1	-89%	141	107	-24%	6	-83%
Total Crimes Against Society	18	7	-61%	249	258	4%	12	-42%

A Closer Look: Crimes Against Person with Trendline

Stat Recap:

Since Last Month:

↑ 9%

Compared to 2022
Year-To-Date:

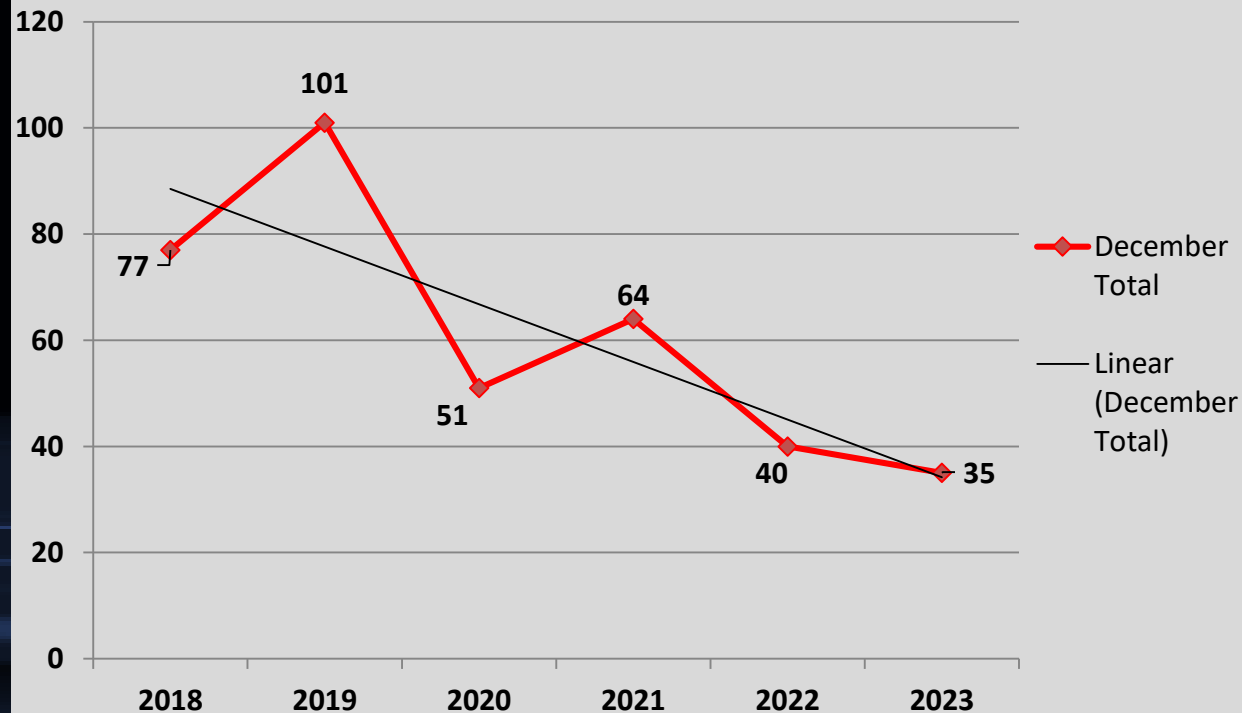
0%

Compared to 5 Year Avg:

↓ 48%

Month of December Numbers 2018-2023

Crimes Against Person



A Closer Look: Crimes Against Property with Trendline

Stat Recap:

Since Last Month:

↓ 7%

Compared to 2022
Year-to-Date:

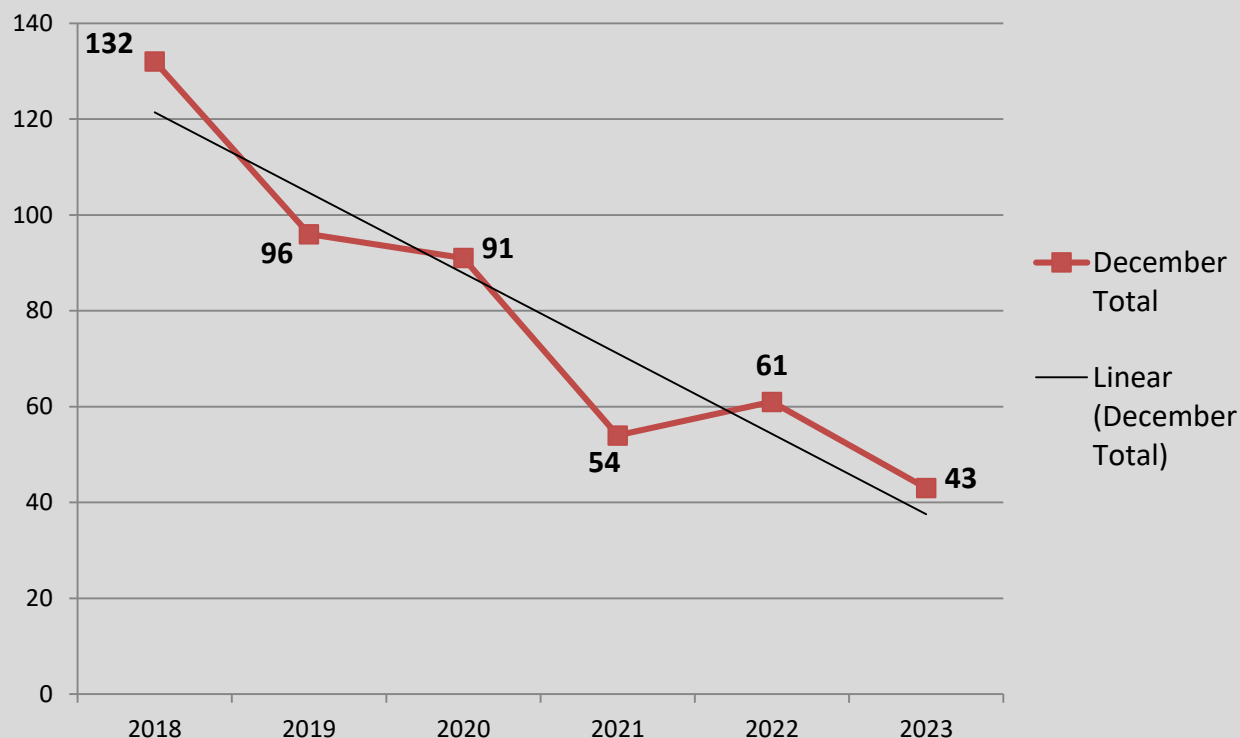
↓ 24%

Compared to 5 Year Avg:

↓ 51%

Month of December Numbers 2018-2023

Crimes Against Property



A Closer Look: Crimes Against Society with Trendline

Stat Recap:

Since Last Month:

↓ 61%

Compared to 2022
Year-to-Date:

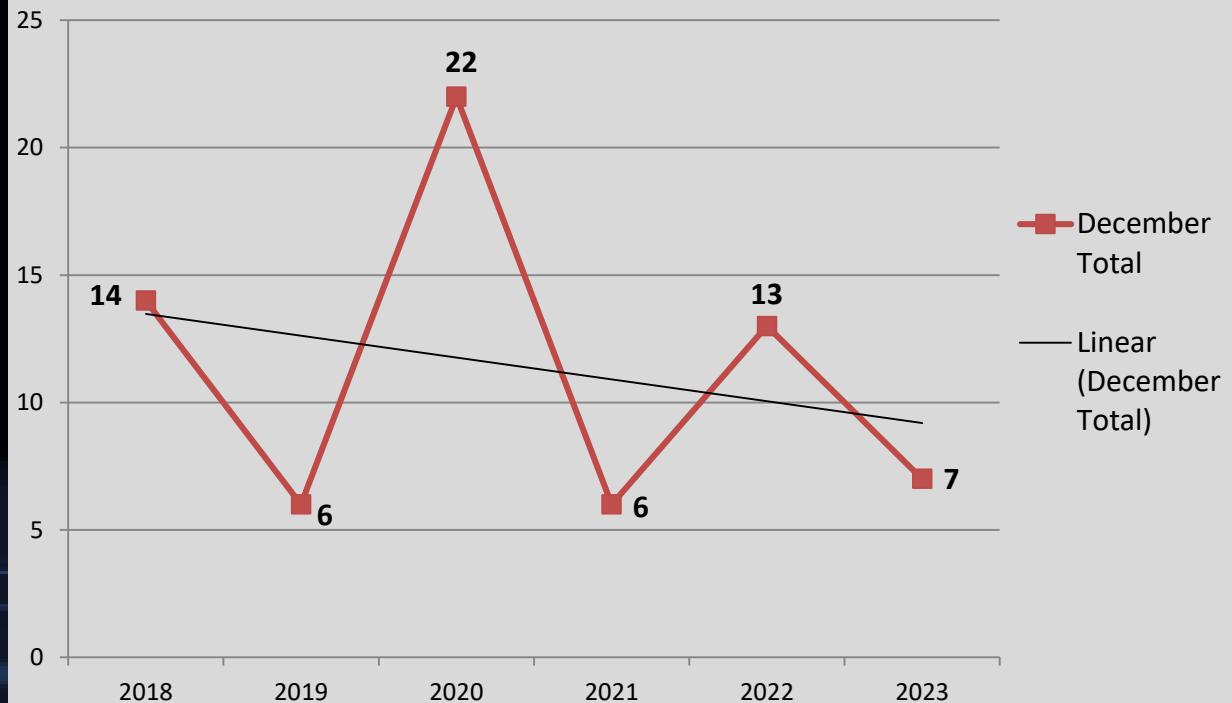
↑ 4%

Compared to 5 Year Avg:

↓ 42%

Month of December Numbers 2018-2023

Crimes Against Society



A Closer Look: Burglary with Trendline

Stat Recap:

Since Last Month:

↓ 58%

Compared to 2022
Year-To-Date:

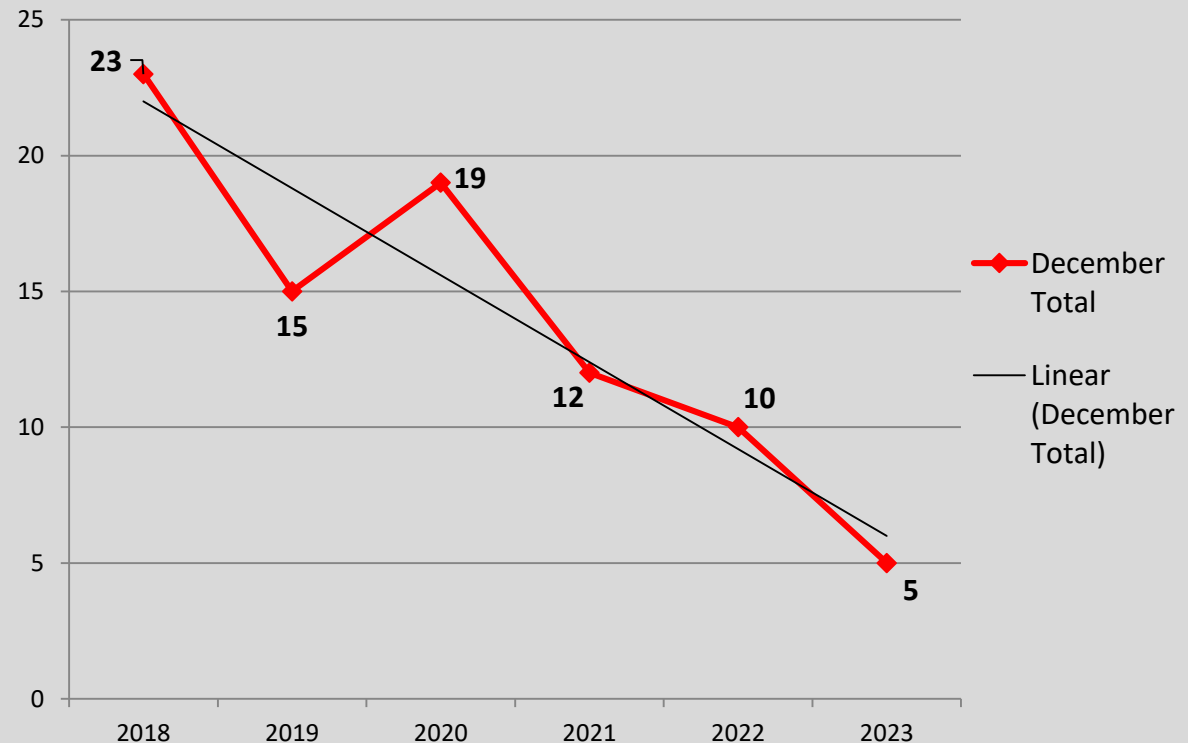
↓ 29%

Compared to 5 Year Avg:

↓ 69%

Month of December Numbers 2018-2023

Burglary



A Closer Look: Larceny with Trendline

Stat Recap:

Since Last Month:

↓ 29%

Compared to 2022
Year-To-Date:

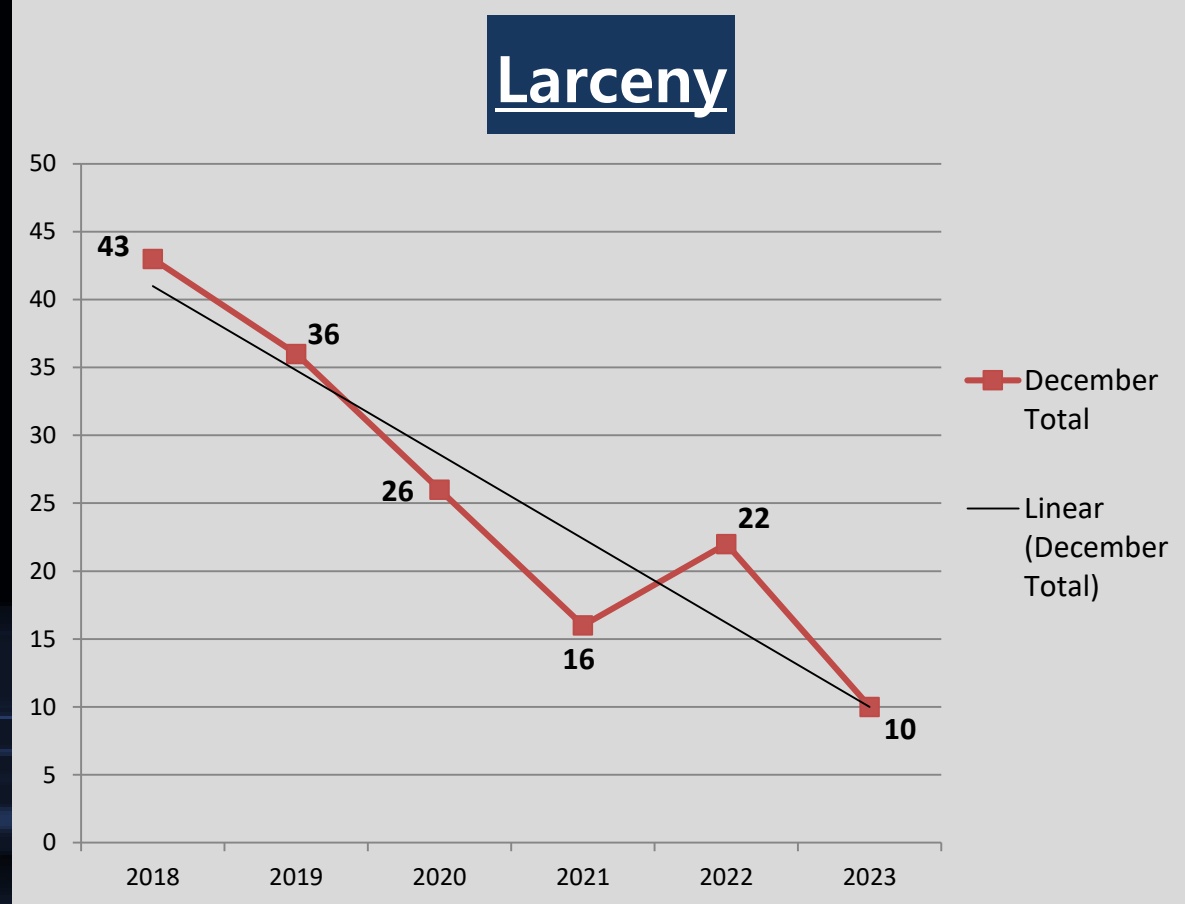
↓ 22%

Compared to 5 Year Avg:

↓ 66%

Month of December Numbers 2018-2023

Larceny



A Closer Look: Aggravated Assault with Trendline

Stat Recap:

Since Last Month:

↓ 35%

Compared to 2022
Year-To-Date:

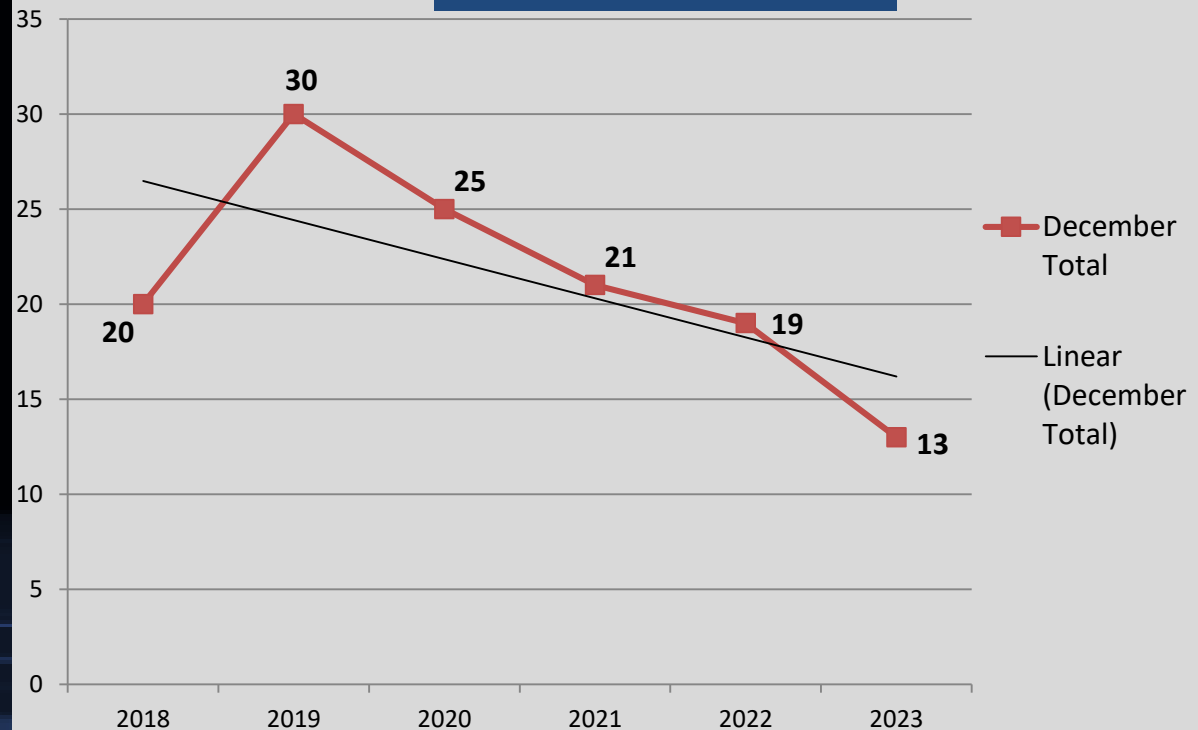
↑ 3%

Compared to 5 Year Avg:

↓ 43%

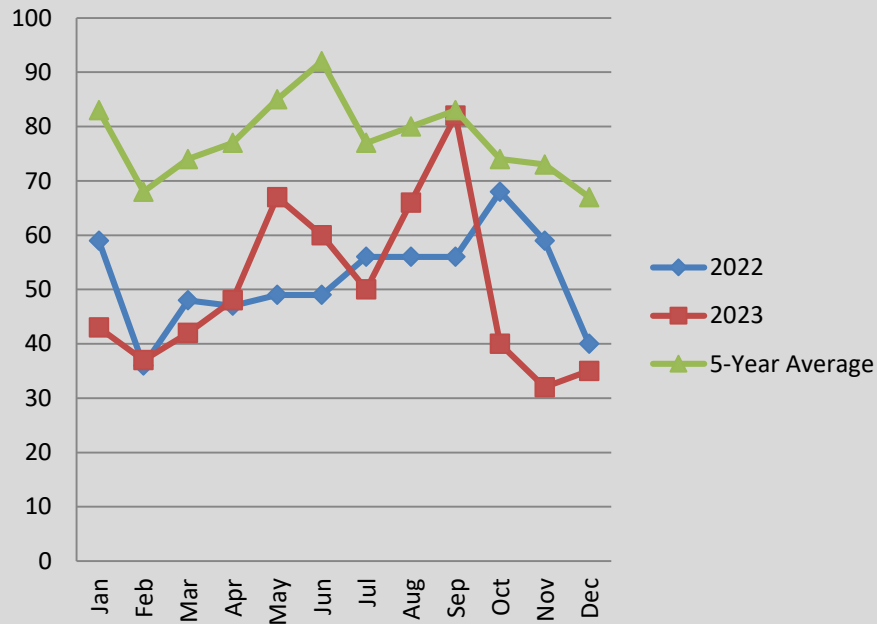
Month of December Numbers 2018-2023

Aggravated Assault

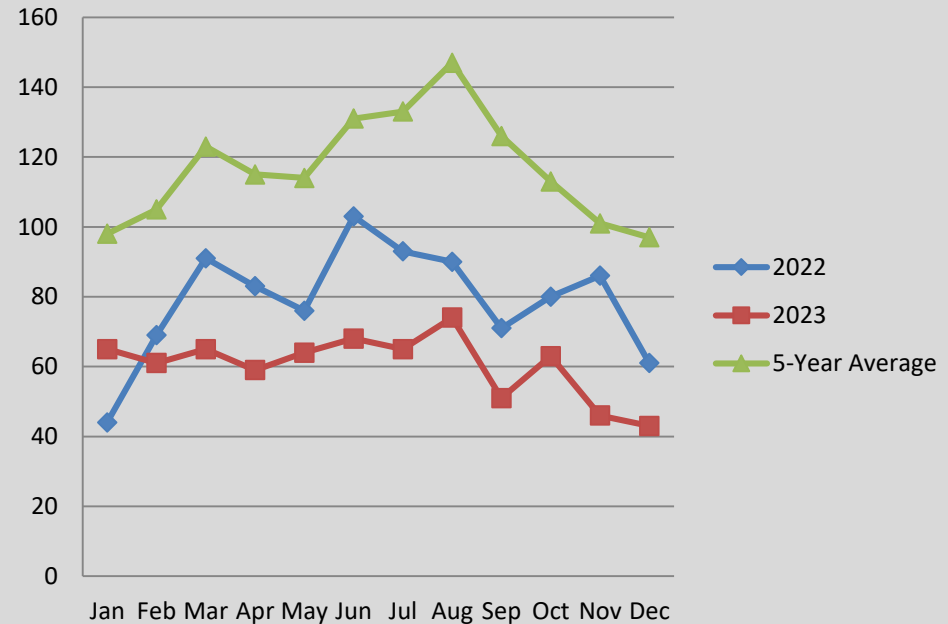


A Closer Look: CHANGING CRIME TRENDS

Crimes Against Person Comparison



Crimes Against Property Comparison



The charts above help visualize the changing crime trends that we are seeing in Pittsfield, as well as what we may anticipate for the future.