

Pittsfield Police Department CityStat

May 2024

Produced by the Crime Analysis Unit



Total Group A Crime

4 Weeks

Year to Date

5 Year

	Apr-2024	May-2024	% Change		2023	2024	% Change		Average	% Change
Total Crimes Against Person	30	53	77%		239	183	-23%		73	-27%
Total Crimes Against Property	66	67	2%		324	298	-8%		91	-26%
Total Crimes Against Society	9	38	322%		153	127	-17%		19	100%
Total Group A Crime	105	158	50%		716	608	-15%		183	-14%

Crimes Against Person

	4 Week			Year to Date			5 Year	
	Apr-2024	May-2024	% Change	2023	2024	% Change	Average	% Change
Murder/ Nonnegligent Manslaughter	0	0	In Calc	0	0	In Calc	0	In Calc
Negligent Manslaughter	0	0	In Calc	0	0	In Calc	0	In Calc
Human Trafficking	0	0	In Calc	0	0	In Calc	0	In Calc
Kidnapping/ Abduction	0	0	In Calc	3	0	-100%	1	-100%
Rape	2	6	200%	24	14	-42%	3	100%
Fondling	0	0	In Calc	5	2	-60%	1	-100%
Consensual Sex Offenses	0	0	In Calc	9	1	-89%	1	-100%
Aggravated Assault	11	25	127%	104	77	-26%	25	0%
Simple Assault	12	14	17%	60	58	-3%	32	-56%
Intimidation	5	8	60%	34	31	-9%	9	-11%
Total Crimes Against Person	30	53	77%	239	183	-23%	73	-27%

Crimes Against Property

	4 Week			Year to Date			5 Year	
	Apr-2024	May-2024	% Change	2023	2024	% Change	Average	% Change
Arson	0	0	In Calc	1	1	0%	0	In Calc
Bribery	0	0	In Calc	0	0	In Calc	0	In Calc
Burglary (B&E)	13	10	-23%	49	52	6%	15	-33%
Counterfeiting/Forgery	2	4	100%	7	10	43%	4	0%
Vandalism	16	18	13%	82	74	-10%	31	-42%
Embezzlement	0	0	In Calc	2	1	-50%	0	In Calc
Extortion/Blackmail	0	0	In Calc	0	1	In Calc	0	In Calc
Fraud Offenses	18	13	-28%	44	52	18%	8	63%
Robbery	2	1	-50%	9	9	0%	2	-50%
Larceny (Total)	13	18	38%	110	85	-23%	25	-28%
Theft from Building	2	0	-100%	10	10	0%	2	-100%
Theft from Motor Vehicle	3	3	0%	22	15	-32%	2	50%
Theft from Person	2	0	-100%	0	2	In Calc	1	-100%
Shoplifting	5	11	120%	29	33	14%	6	83%
Larceny- Miscellaneous	1	4	300%	49	25	-49%	15	-73%
Motor Vehicle Theft	1	2	100%	15	9	-40%	4	-50%
Stolen Property Offenses	1	1	0%	5	4	-20%	2	-50%
Total Crimes Against Property	66	67	2%	324	298	-8%	91	-26%

Crimes Against Society

	<u>4 Week</u>			<u>Year to Date</u>			<u>5 Year</u>	
	Apr-2024	May-2024	% Change	2023	2024	% Change	Average	% Change
Animal Cruelty	0	0	In Calc	0	0	In Calc	0	In Calc
Drug/Narcotic Offenses	4	21	425%	88	67	-24%	9	133%
Gambling Offenses	0	0	In Calc	0	0	In Calc	0	In Calc
Prostitution Offenses	0	0	In Calc	0	0	In Calc	0	In Calc
Weapon Law Violations	5	17	240%	65	60	-8%	9	89%
Total Crimes Against Society	9	38	322%	153	127	-17%	19	100%

A Closer Look: Crimes Against Person with Trendline

Stat Recap:

Since Last Month:

↑ 77%

Compared to 2023
Year-To-Date:

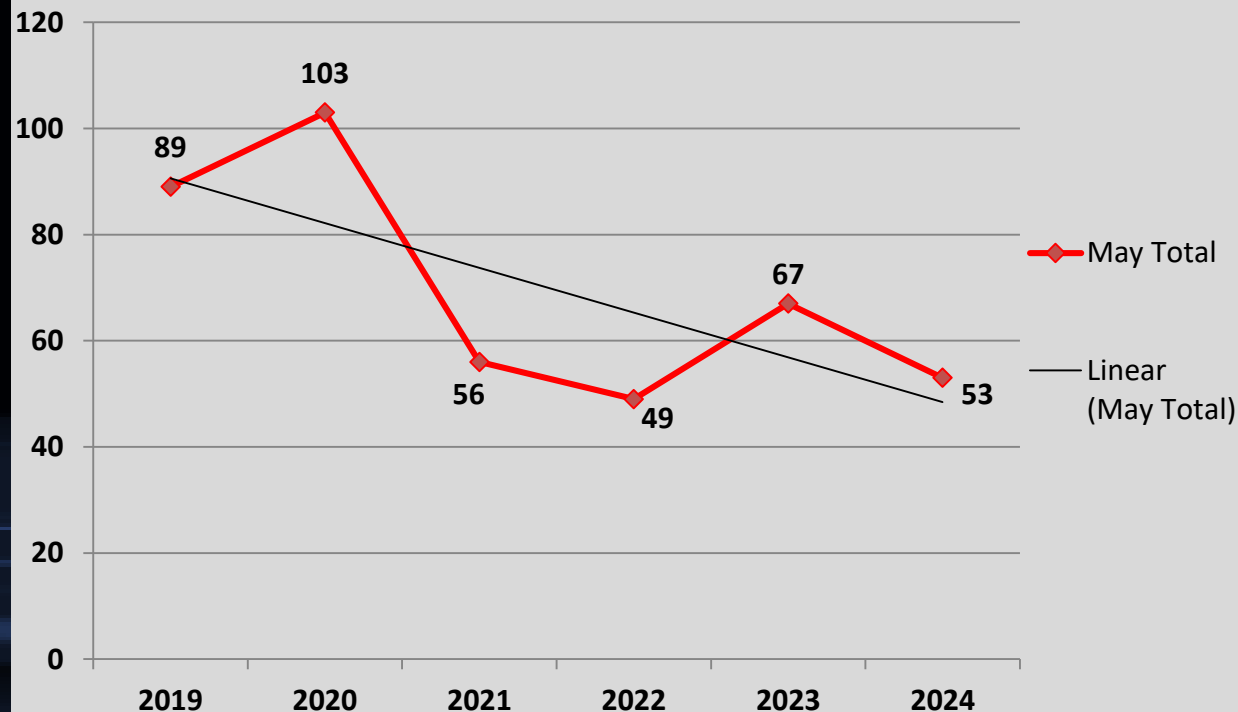
↓ 23%

Compared to 5 Year Avg:

↓ 27%

Month of May Numbers 2019-2024

Crimes Against Person



A Closer Look: Crimes Against Property with Trendline

Stat Recap:

Since Last Month:

↑ 2%

Compared to 2023
Year-to-Date:

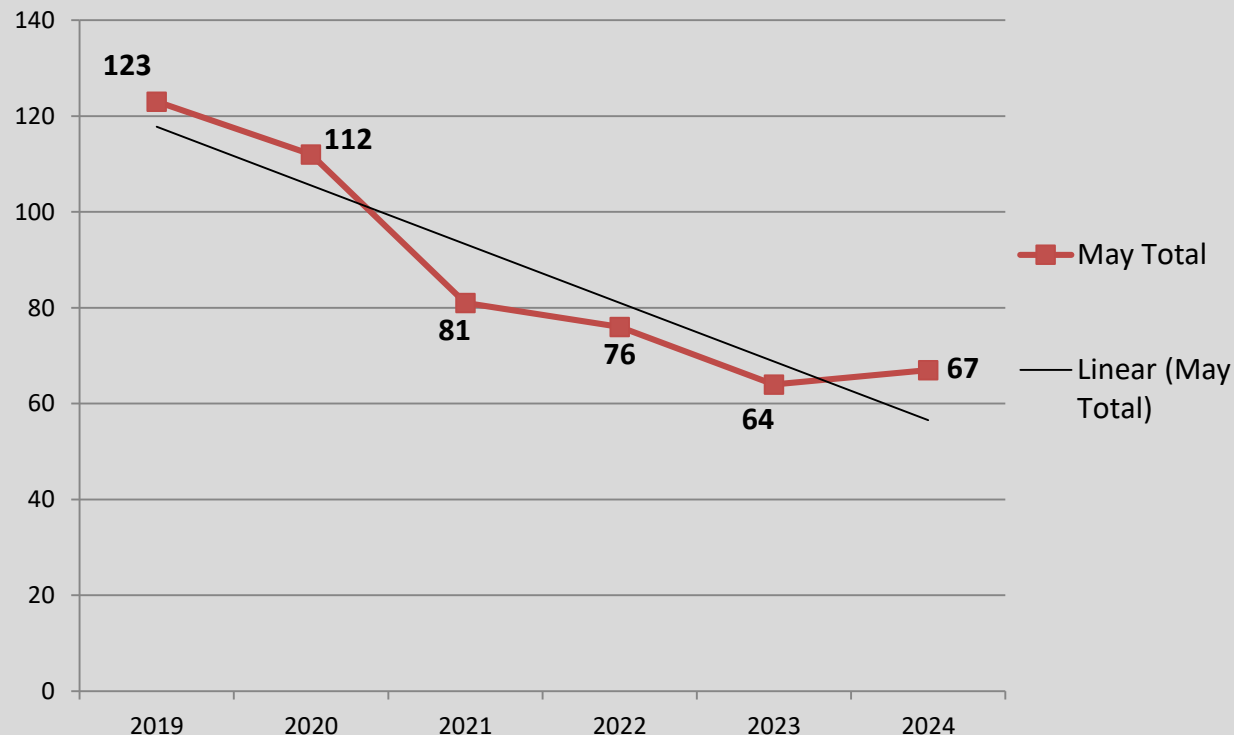
↓ 8%

Compared to 5 Year Avg:

↓ 26%

Month of May Numbers 2019-2024

Crimes Against Property



A Closer Look: Crimes Against Society with Trendline

Stat Recap:

Since Last Month:

↑ 322%

Compared to 2023
Year-to-Date:

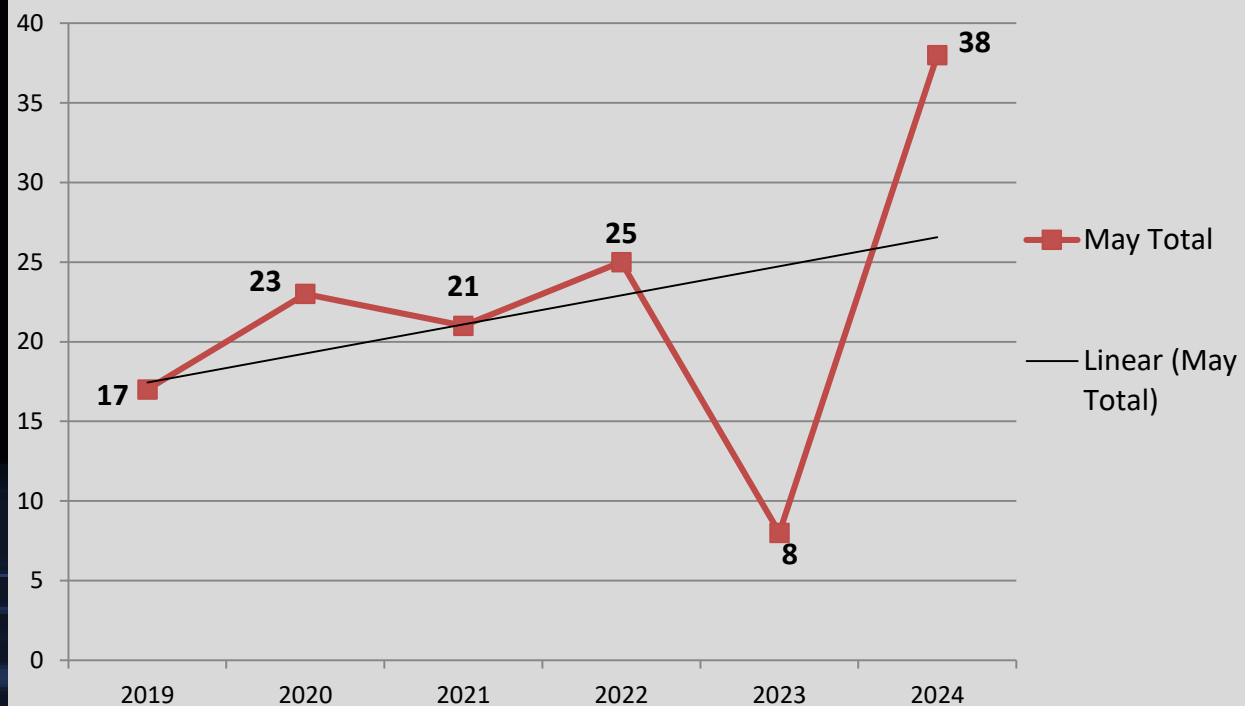
↓ 17%

Compared to 5 Year Avg:

↑ 100%

Month of May Numbers 2019-2024

Crimes Against Society



A Closer Look: Burglary with Trendline

Stat Recap:

Since Last Month:

↓ 23%

Compared to 2023
Year-To-Date:

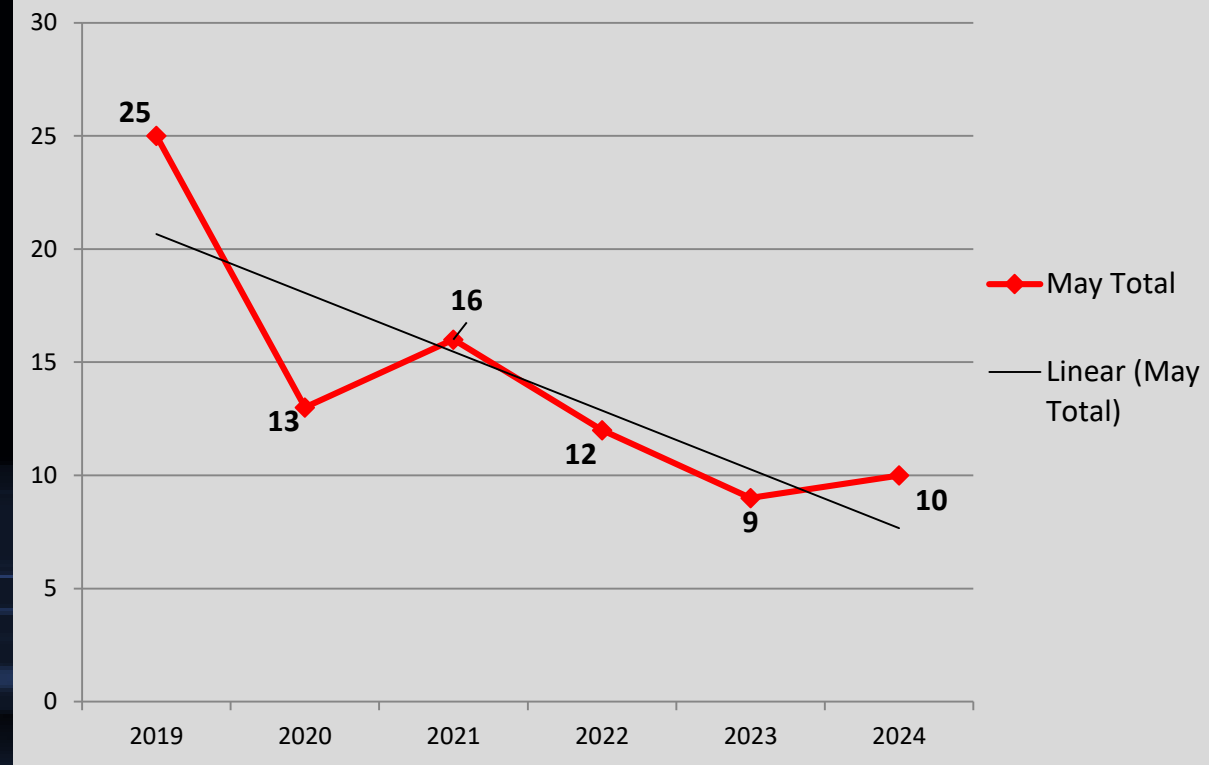
↑ 6%

Compared to 5 Year Avg:

↓ 33%

Month of May Numbers 2019-2024

Burglary



A Closer Look: Larceny with Trendline

Stat Recap:

Since Last Month:

↑ 38%

Compared to 2023
Year-To-Date:

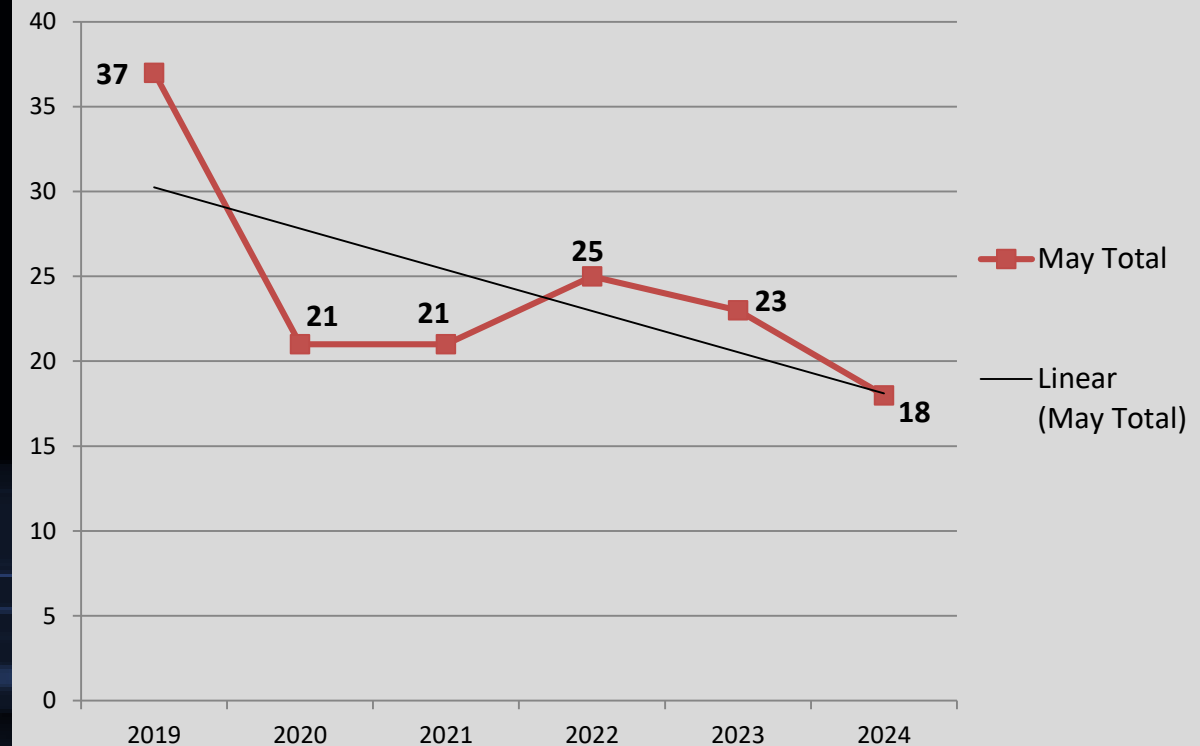
↓ 23%

Compared to 5 Year Avg:

↓ 28%

Month of May Numbers 2019-2024

Larceny



A Closer Look: Aggravated Assault with Trendline

Stat Recap:

Since Last Month:

↑ 127%

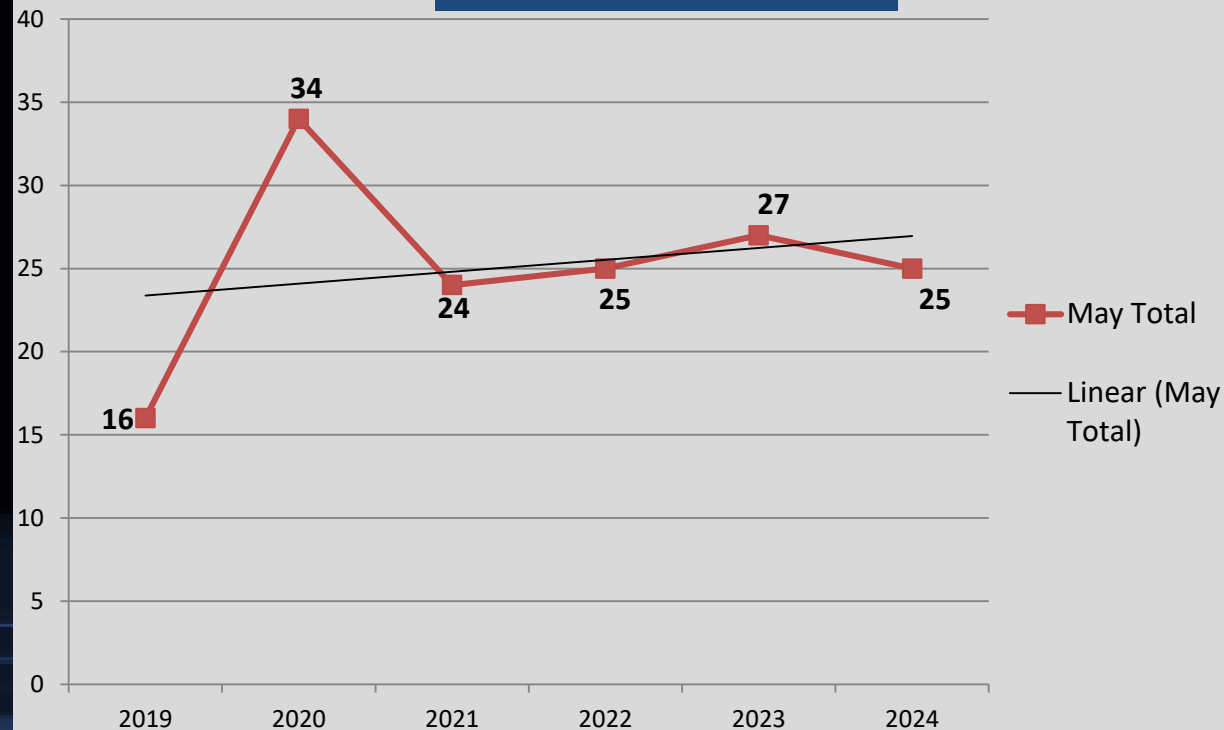
Compared to 2023
Year-To-Date:

↓ 26%

Compared to 5 Year Avg:
0%

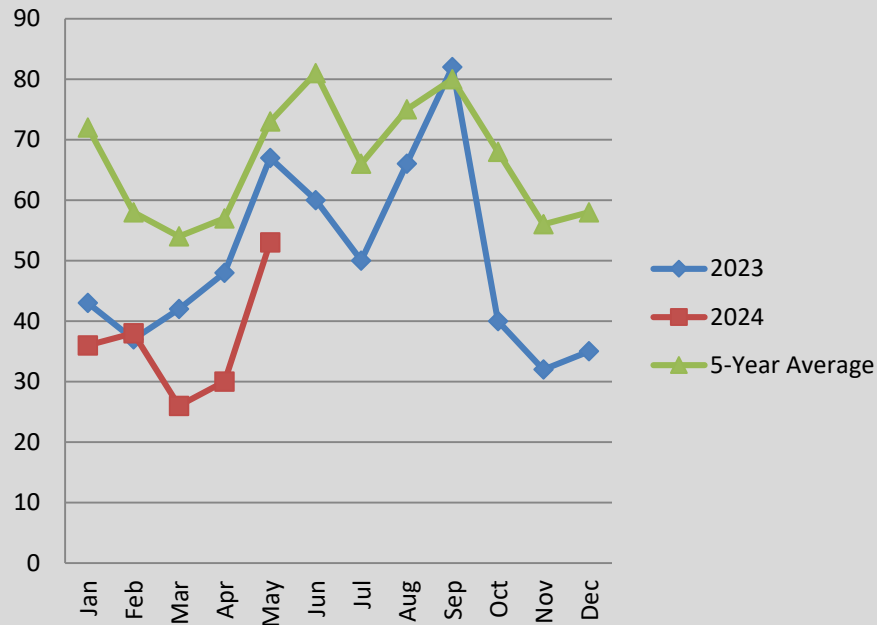
Month of May Numbers 2019-2024

Aggravated Assault

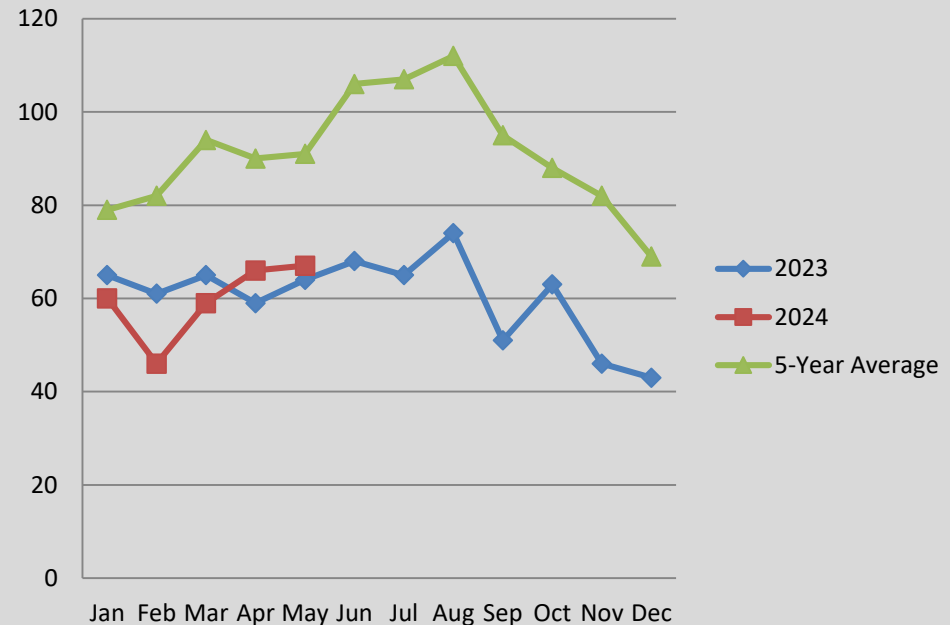


A Closer Look: CHANGING CRIME TRENDS

Crimes Against Person Comparison



Crimes Against Property Comparison



The charts above help visualize the changing crime trends that we are seeing in Pittsfield, as well as what we may anticipate for the future.