

Pittsfield Police Department CityStat

September 2024

Produced by the Crime Analysis Unit



Total Group A Crime

4 Weeks

Year to Date

5 Year

	Aug-2024	Sep-2024	% Change		2023	2024	% Change		Average	% Change
Total Crimes Against Person	40	39	-3%		497	350	-30%		80	-51%
Total Crimes Against Property	71	88	24%		581	589	1%		95	-7%
Total Crimes Against Society	23	17	-26%		252	214	-15%		22	-23%
Total Group A Crime	134	144	7%		1,330	1,153	-13%		197	-27%

Crimes Against Person

	4 Week			Year to Date			5 Year	
	Aug-2024	Sep-2024	% Change	2023	2024	% Change	Average	% Change
Murder/ Nonnegligent Manslaughter	0	0	In Calc	1	1	0%	0	In Calc
Negligent Manslaughter	0	0	In Calc	0	0	In Calc	0	In Calc
Human Trafficking	0	0	In Calc	0	0	In Calc	0	In Calc
Kidnapping/ Abduction	0	0	In Calc	3	0	-100%	1	-100%
Rape	5	2	-20%	37	26	-30%	4	-50%
Fondling	0	0	In Calc	7	2	-71%	0	In Calc
Consensual Sex Offenses	2	2	-50%	11	11	0%	1	100%
Aggravated Assault	15	14	80%	215	152	-29%	27	-48%
Simple Assault	12	12	142%	143	103	-28%	29	-59%
Intimidation	6	9	183%	80	55	-31%	17	-47%
Total Crimes Against Person	40	39	-3%	497	350	-30%	80	-51%

Crimes Against Property

	4 Week			Year to Date			5 Year	
	Aug-2024	Sep-2024	% Change	2023	2024	% Change	Average	% Change
Arson	0	0	In Calc	2	1	-50%	0	In Calc
Bribery	0	0	In Calc	0	0	In Calc	0	In Calc
Burglary (B&E)	15	13	-13%	102	95	-7%	19	-32%
Counterfeiting/Forgery	0	0	In Calc	21	10	-52%	3	-100%
Vandalism	21	27	29%	154	166	8%	26	4%
Embezzlement	0	0	In Calc	3	1	-67%	0	In Calc
Extortion/Blackmail	0	0	In Calc	0	1	In Calc	0	In Calc
Fraud Offenses	8	8	0%	70	86	23%	9	-11%
Robbery	2	1	-50%	21	13	-38%	3	-67%
Larceny (Total)	20	34	70%	172	188	9%	29	17%
Theft from Building	0	2	In Calc	12	14	17%	4	-50%
Theft from Motor Vehicle	5	7	40%	31	35	13%	5	40%
Theft from Person	0	0	In Calc	1	2	100%	1	-100%
Shoplifting	9	11	22%	54	72	33%	6	83%
Larceny- Miscellaneous	6	14	133%	74	65	-12%	13	8%
Motor Vehicle Theft	3	4	33%	21	21	0%	3	33%
Stolen Property Offenses	2	1	-50%	15	7	-53%	1	0%
Total Crimes Against Property	71	88	24%	581	589	1%	95	-7%

Crimes Against Society

	<u>4 Week</u>			<u>Year to Date</u>			<u>5 Year</u>	
	Aug-2024	Sep-2024	% Change	2023	2024	% Change	Average	% Change
Animal Cruelty	0	0	In Calc	0	0	In Calc	0	In Calc
Drug/Narcotic Offenses	4	5	25%	141	106	-25%	12	-58%
Gambling Offenses	0	0	In Calc	0	0	In Calc	0	In Calc
Prostitution Offenses	0	0	In Calc	0	0	In Calc	0	In Calc
Weapon Law Violations	19	12	-37%	111	108	-3%	10	20%
Total Crimes Against Society	23	17	-26%	252	214	-15%	22	-23%

A Closer Look: Crimes Against Person with Trendline

Stat Recap:

Since Last Month:

↓ 3%

Compared to 2023
Year-To-Date:

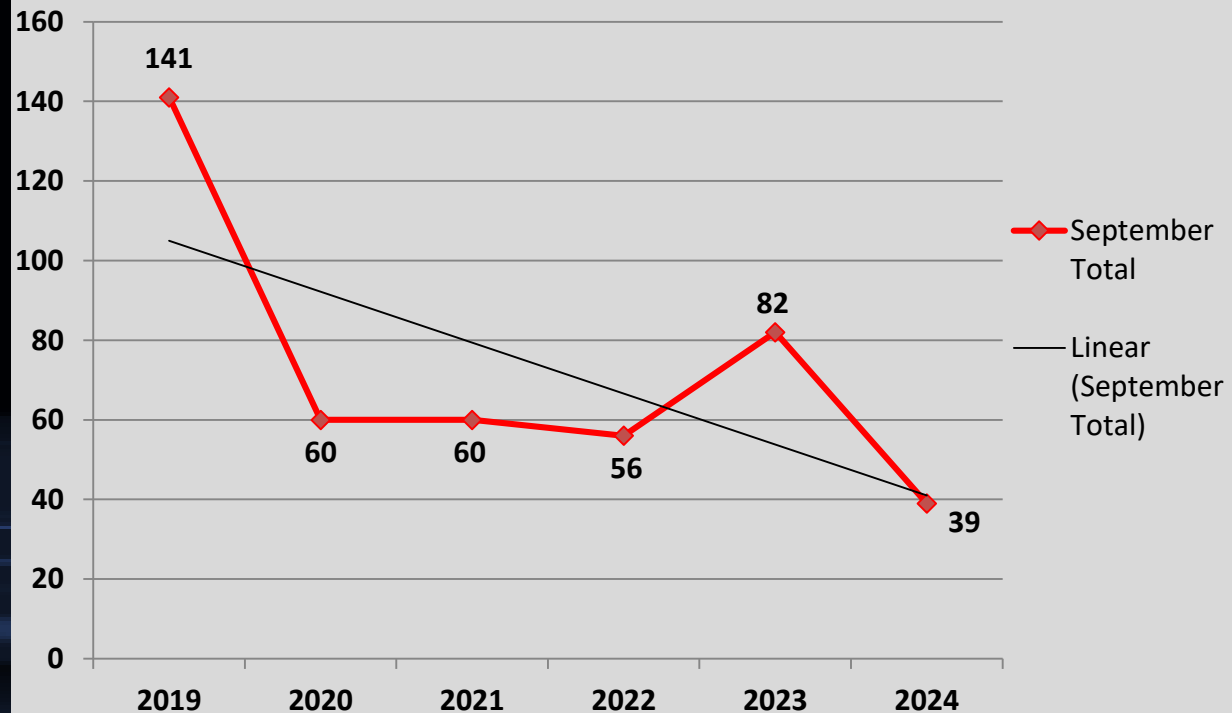
↓ 30%

Compared to 5 Year Avg:

↓ 51%

Month of September Numbers 2019-2024

Crimes Against Person



A Closer Look: Crimes Against Property with Trendline

Stat Recap:

Since Last Month:

↑ 24%

Compared to 2023
Year-to-Date:

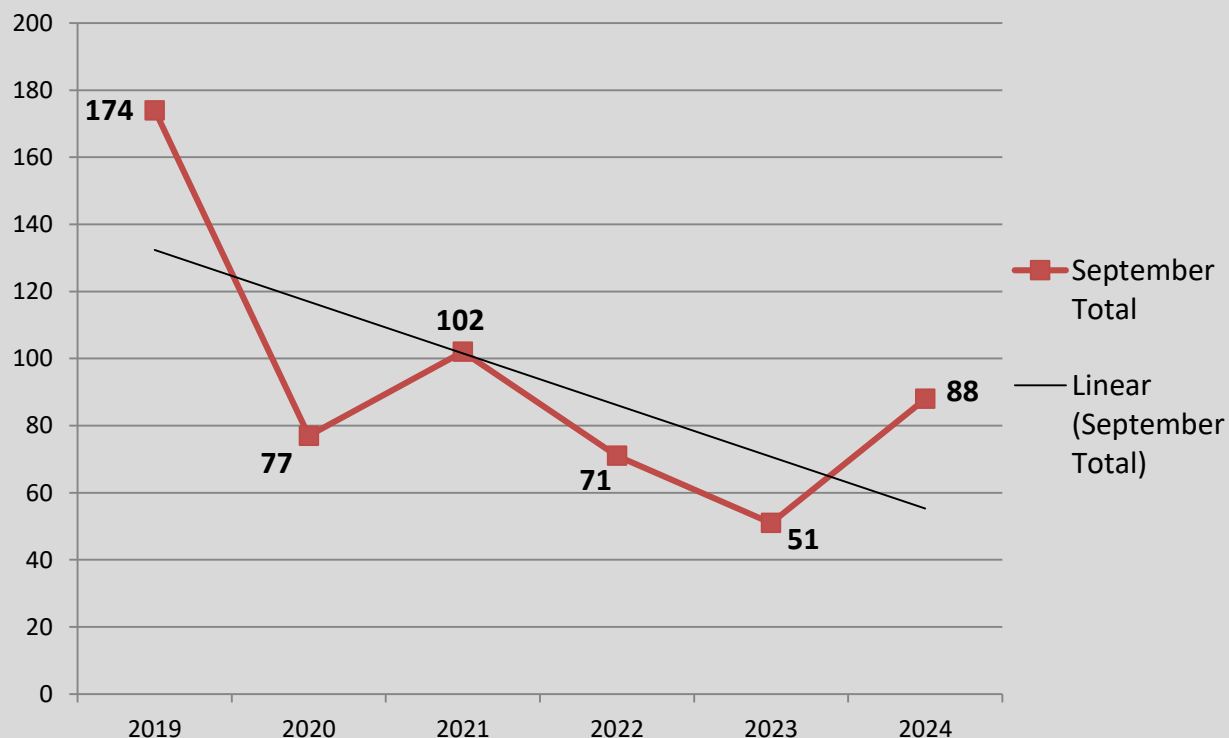
↑ 1%

Compared to 5 Year Avg:

↓ 7%

Month of September Numbers 2019-2024

Crimes Against Property



A Closer Look: Crimes Against Society with Trendline

Stat Recap:

Since Last Month:

↓ 26%

Compared to 2023
Year-to-Date:

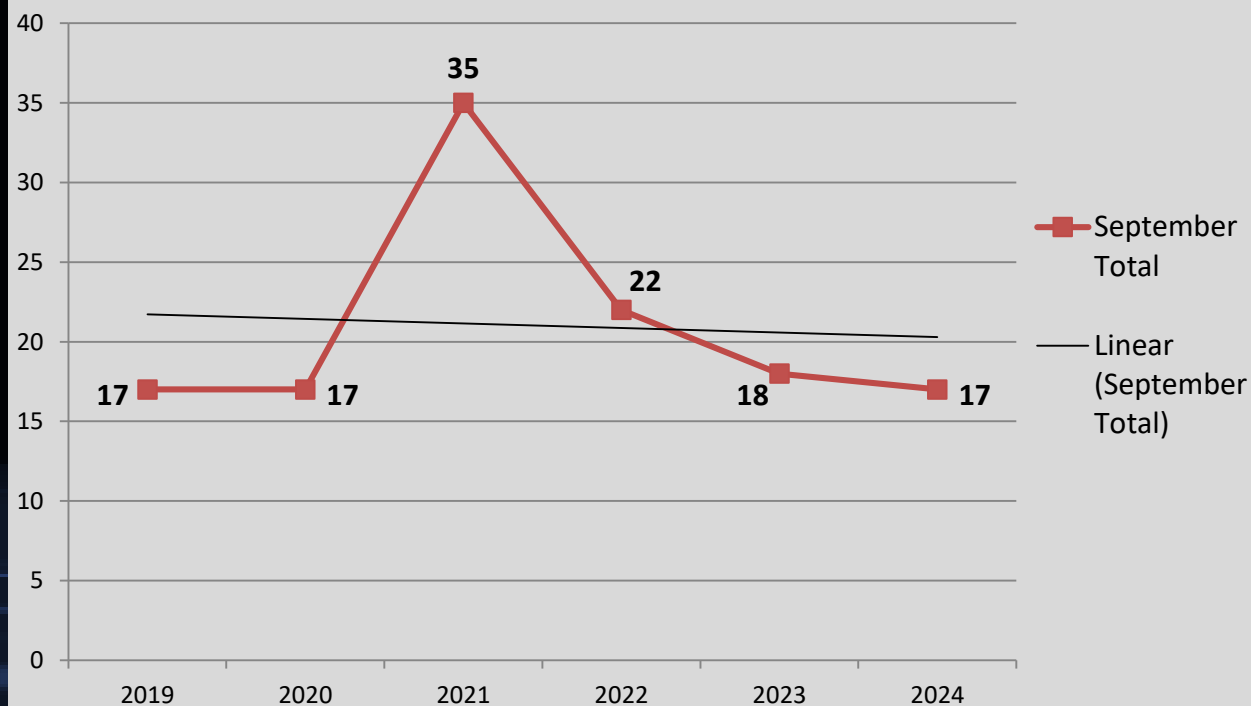
↓ 15%

Compared to 5 Year Avg:

↓ 23%

Month of September Numbers 2019-2024

Crimes Against Society



A Closer Look: Burglary with Trendline

Stat Recap:

Since Last Month:

↓ 13%

Compared to 2023
Year-To-Date:

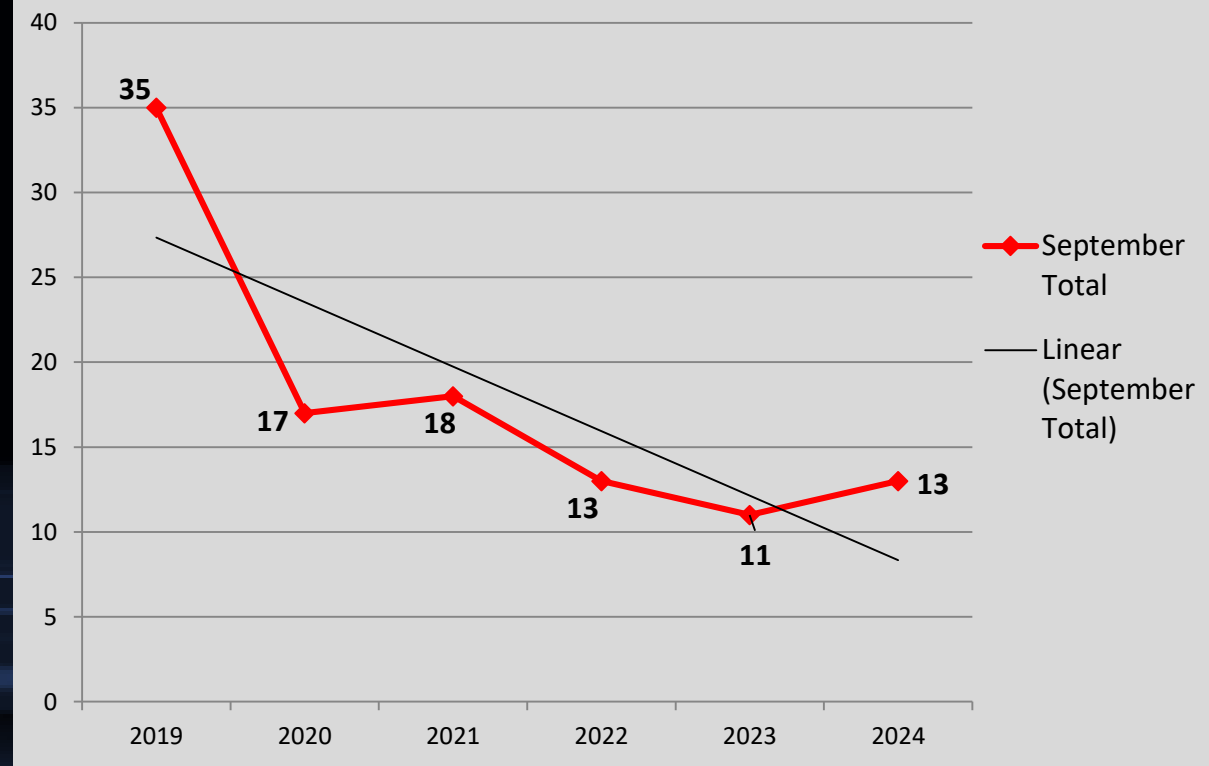
↓ 7%

Compared to 5 Year Avg:

↓ 32%

Month of September Numbers 2019-2024

Burglary



A Closer Look: Larceny with Trendline

Stat Recap:

Since Last Month:

↑ 70%

Compared to 2023
Year-To-Date:

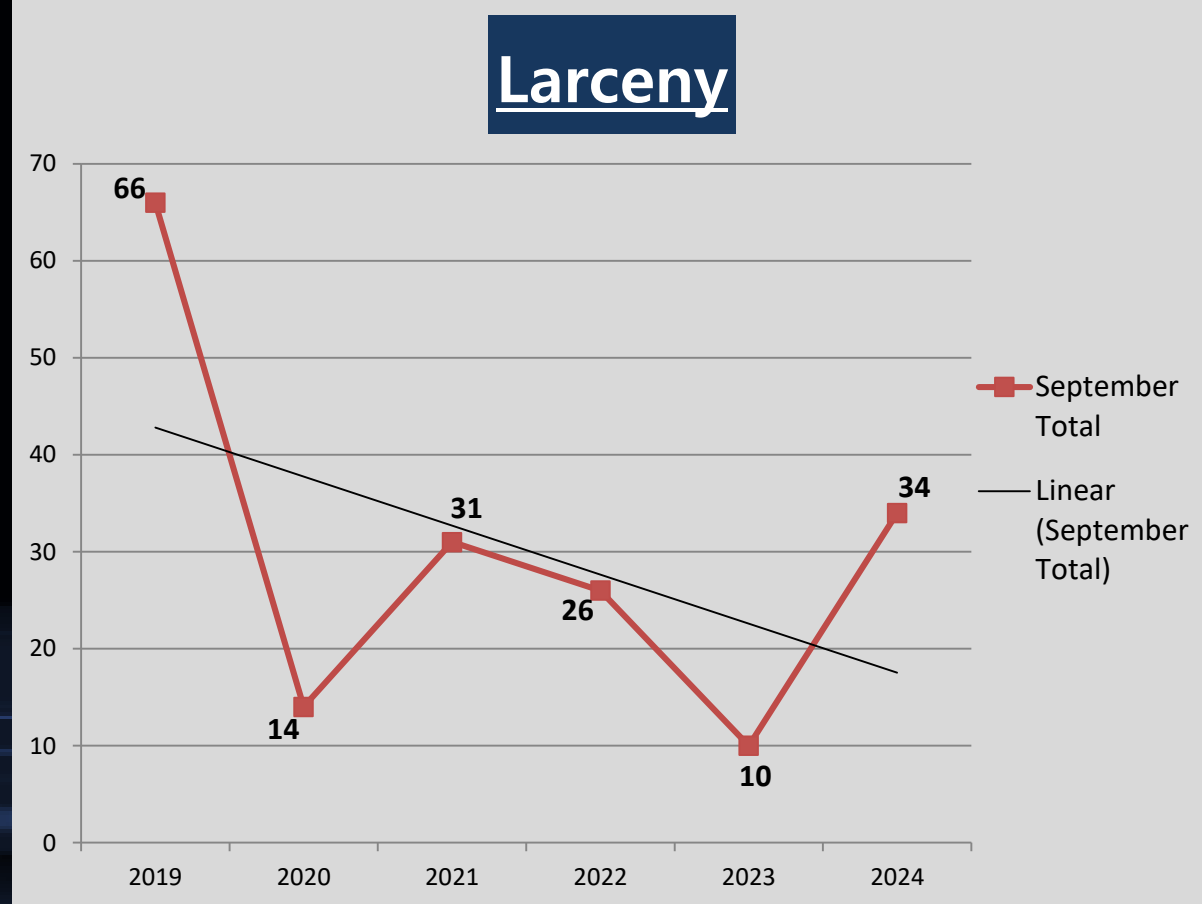
↑ 9%

Compared to 5 Year Avg:

↑ 17%

Month of September Numbers 2019-2024

Larceny



A Closer Look: Aggravated Assault with Trendline

Stat Recap:

Since Last Month:

↑ 80%

Compared to 2023
Year-To-Date:

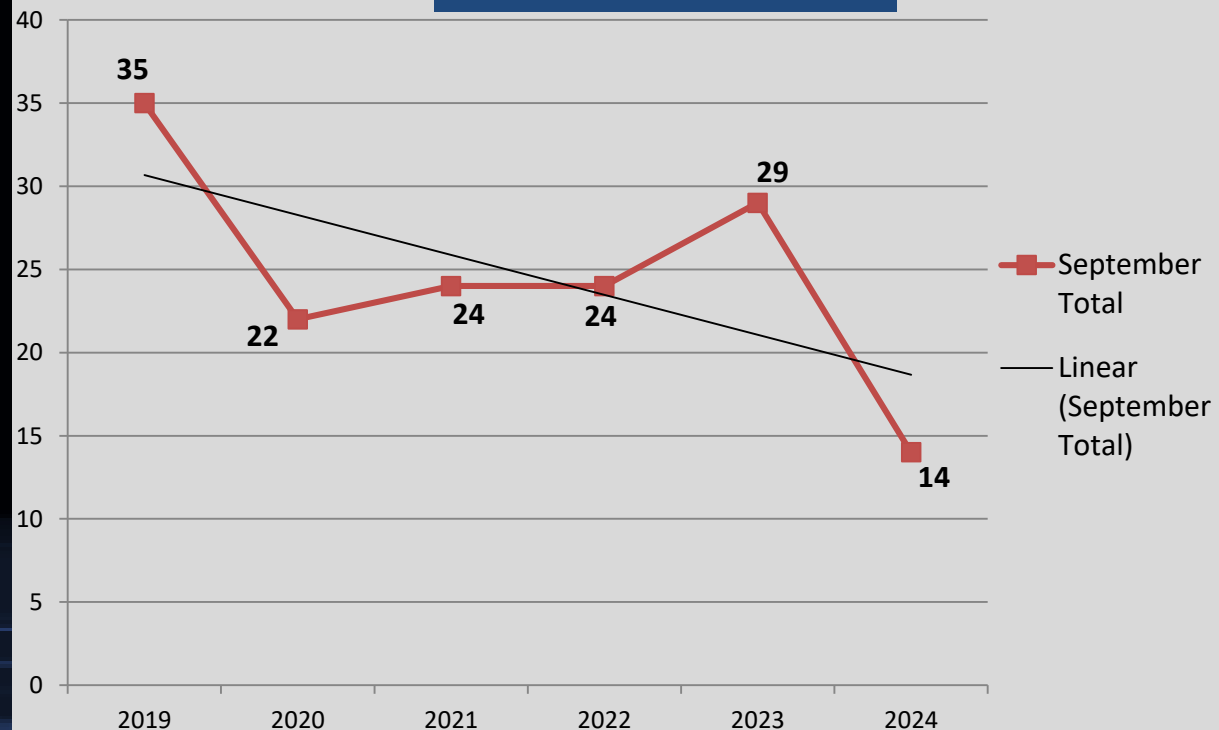
↓ 29%

Compared to 5 Year Avg:

↓ 48%

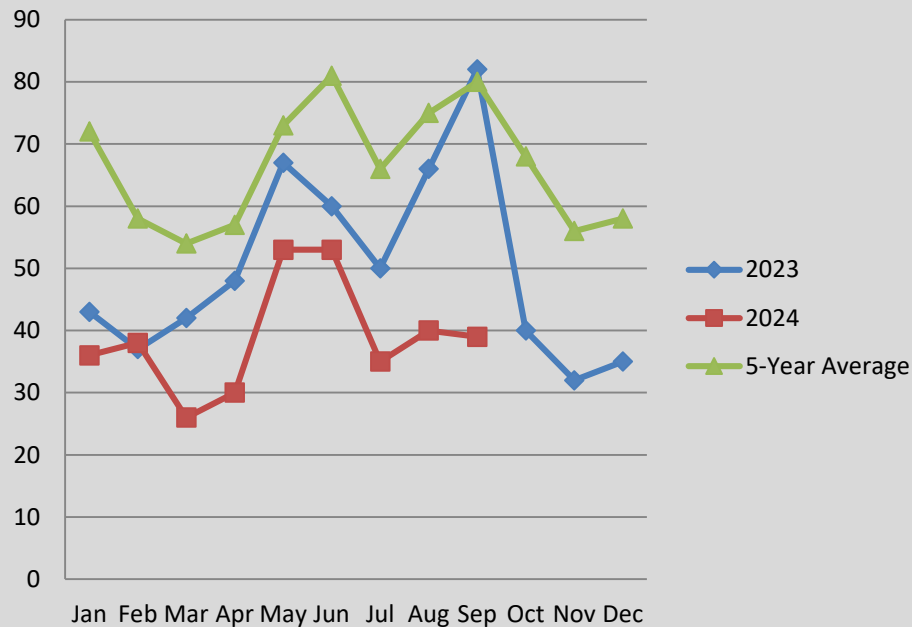
Month of September Numbers 2019-2024

Aggravated Assault

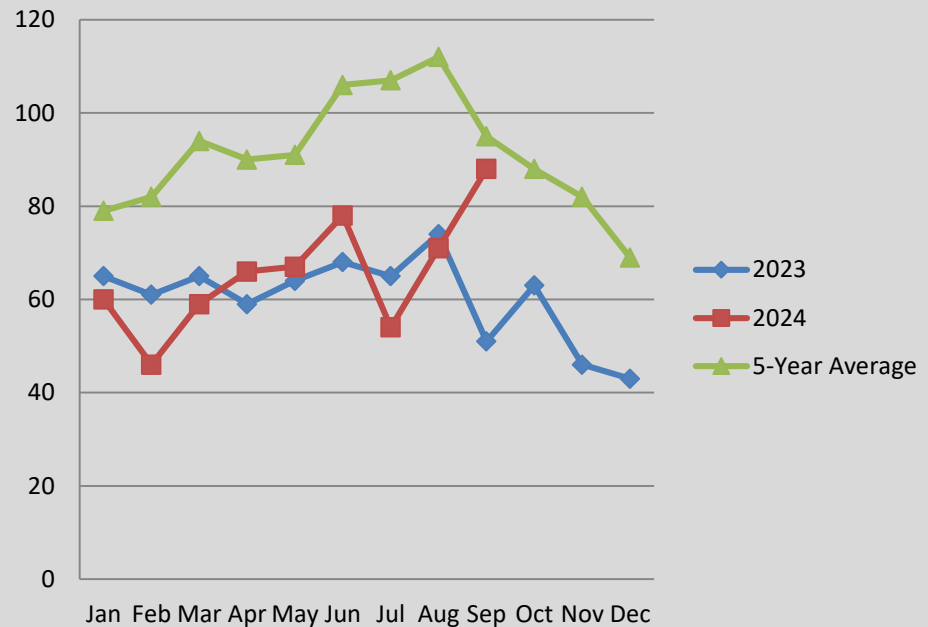


A Closer Look: CHANGING CRIME TRENDS

Crimes Against Person Comparison



Crimes Against Property Comparison



The charts above help visualize the changing crime trends that we are seeing in Pittsfield, as well as what we may anticipate for the future.