

Pittsfield Police Department CityStat

April 2025

Produced by the Crime Analysis Unit



Total Group A Crime

4 Weeks

Year to Date

5 Year

	Mar-2025	Apr-2025	% Change		2024	2025	% Change		Average	% Change
Total Crimes Against Person	23	35	52%		140	131	-6%		45	-22%
Total Crimes Against Property	58	78	34%		230	231	0%		78	0%
Total Crimes Against Society	15	16	7%		89	49	-45%		14	14%
Total Group A Crime	96	129	34%		459	411	-10%		137	-6%

Crimes Against Person

	4 Week			Year to Date			5 Year	
	Mar-2025	Apr-2025	% Change	2024	2025	% Change	Average % Change	
Murder/ Nonnegligent Manslaughter	0	0	In Calc	0	0	In Calc	0	In Calc
Negligent Manslaughter	0	0	In Calc	0	0	In Calc	0	In Calc
Human Trafficking	0	0	In Calc	0	0	In Calc	0	In Calc
Kidnapping/ Abduction	0	0	In Calc	0	0	In Calc	0	In Calc
Rape	3	3	0%	8	12	50%	2	50%
Fondling	0	0	In Calc	2	0	-100%	0	In Calc
Consensual Sex Offenses	0	2	In Calc	1	4	300%	2	0%
Aggravated Assault	5	18	260%	52	58	12%	19	-5%
Simple Assault	10	9	-10%	54	39	-28%	14	-36%
Intimidation	5	3	-40%	23	18	-22%	7	-57%
Total Crimes Against Person	23	35	52%	140	131	-6%	45	-22%

Crimes Against Property

	4 Week			Year to Date			5 Year	
	Mar-2025	Apr-2025	% Change	2024	2025	% Change	Average	% Change
Arson	0	0	In Calc	1	0	-100%	1	-100%
Bribery	0	0	In Calc	0	0	In Calc	0	In Calc
Burglary (B&E)	8	21	163%	42	42	0%	18	17%
Counterfeiting/Forgery	5	4	-20%	6	15	150%	3	33%
Vandalism	16	22	38%	56	59	5%	22	0%
Embezzlement	0	0	In Calc	1	0	-100%	0	In Calc
Extortion/Blackmail	0	0	In Calc	1	0	-100%	0	In Calc
Fraud Offenses	5	3	-40%	38	24	-37%	9	-67%
Robbery	0	0	In Calc	8	4	-50%	1	-100%
Larceny (Total)	20	23	15%	67	72	7%	19	21%
Theft from Building	2	0	-100%	10	5	-50%	1	-100%
Theft from Motor Vehicle	0	4	In Calc	12	6	-50%	3	33%
Theft from Person	0	0	In Calc	2	0	-100%	1	-100%
Shoplifting	12	10	-17%	22	38	73%	6	67%
Larceny-Miscellaneous	6	9	50%	21	23	10%	8	13%
Motor Vehicle Theft	4	4	0%	7	14	100%	3	33%
Stolen Property Offenses	0	1	In Calc	3	1	-67%	2	-50%
Total Crimes Against Property	58	78	34%	230	231	0%	78	0%

Crimes Against Society

	4 Week			Year to Date			5 Year	
	Mar-2025	Apr-2025	% Change	2024	2025	% Change	Average % Change	
Animal Cruelty	0	0	In Calc	0	0	In Calc	0	In Calc
Drug/Narcotic Offenses	9	12	33%	46	27	-41%	7	71%
Gambling Offenses	0	0	In Calc	0	0	In Calc	0	In Calc
Prostitution Offenses	0	0	In Calc	0	0	In Calc	0	In Calc
Weapon Law Violations	6	4	-33%	43	22	-49%	7	-43%
Total Crimes Against Society	15	16	7%	89	49	-45%	14	14%

A Closer Look: Crimes Against Person with Trendline

Stat Recap:

Since Last Month:

↑ 52%

Compared to 2023
Year-To-Date:

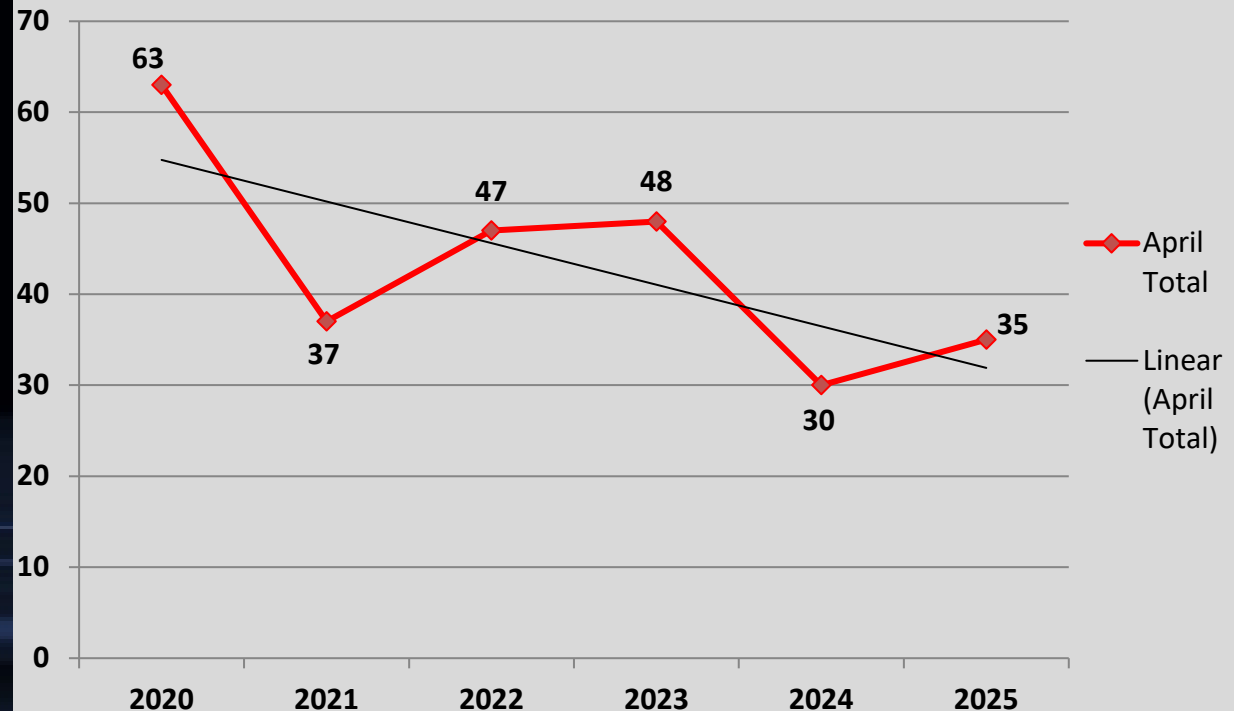
↓ 6%

Compared to 5 Year Avg:

↓ 22%

Month of April Numbers 2020–2025

Crimes Against Person



A Closer Look: Crimes Against Property with Trendline

Stat Recap:

Since Last Month:

↑ 34%

Compared to 2023
Year-to-Date:

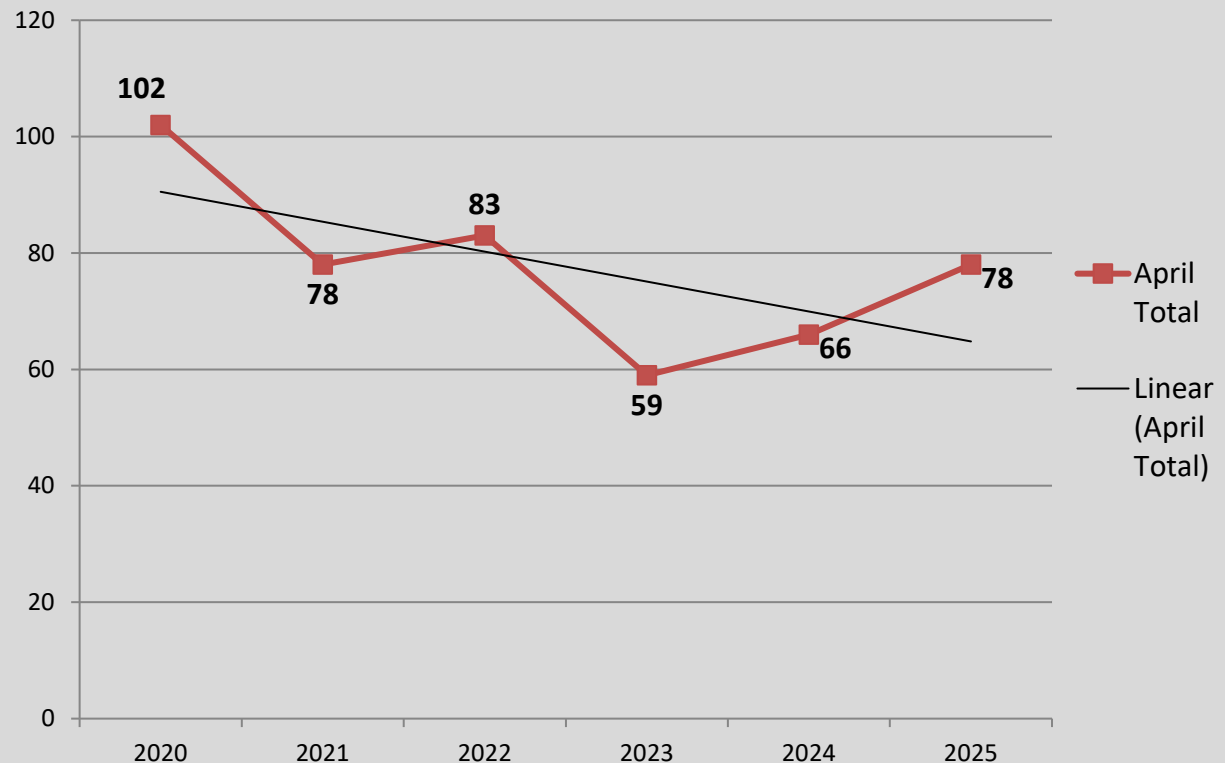
0%

Compared to 5 Year Avg:

0%

Month of April Numbers 2020–2025

Crimes Against Property



A Closer Look: Crimes Against Society with Trendline

Stat Recap:

Since Last Month:

↑ 7%

Compared to 2023
Year-to-Date:

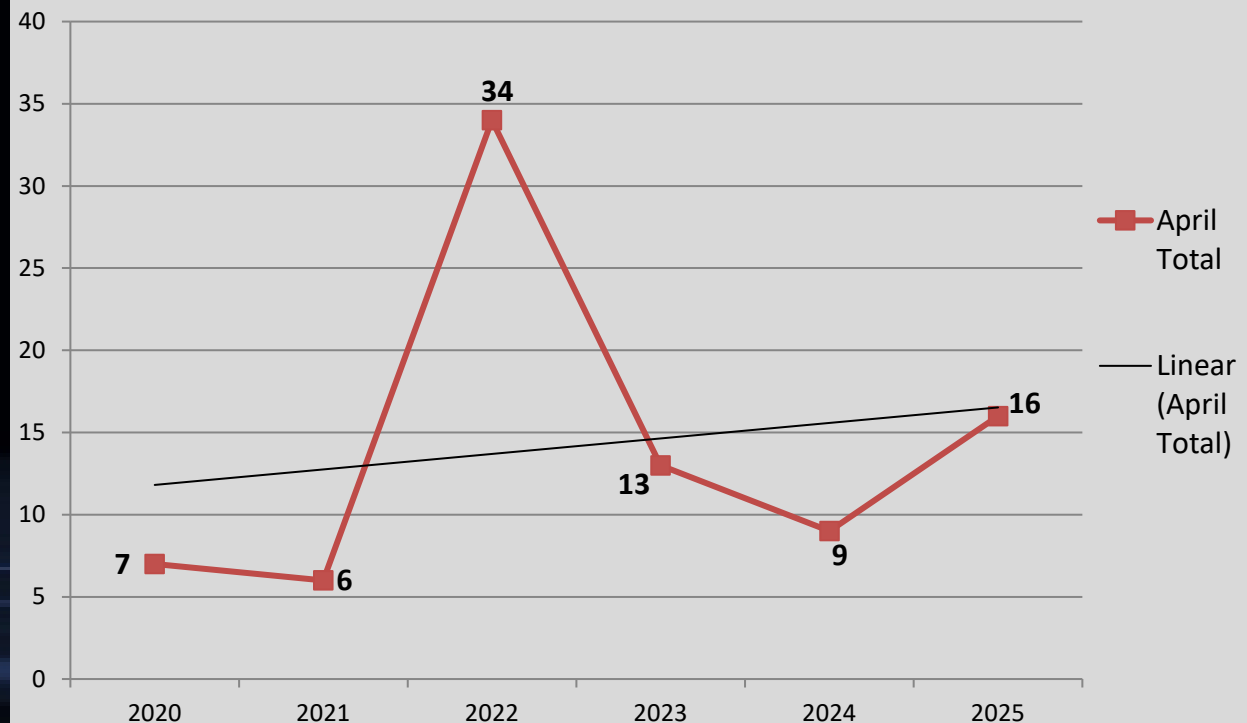
↓ 45%

Compared to 5 Year Avg:

↑ 14%

Month of April Numbers 2020–2025

Crimes Against Society



A Closer Look: Burglary with Trendline

Stat Recap:

Since Last Month:

↑ 163%

Compared to 2023
Year-To-Date:

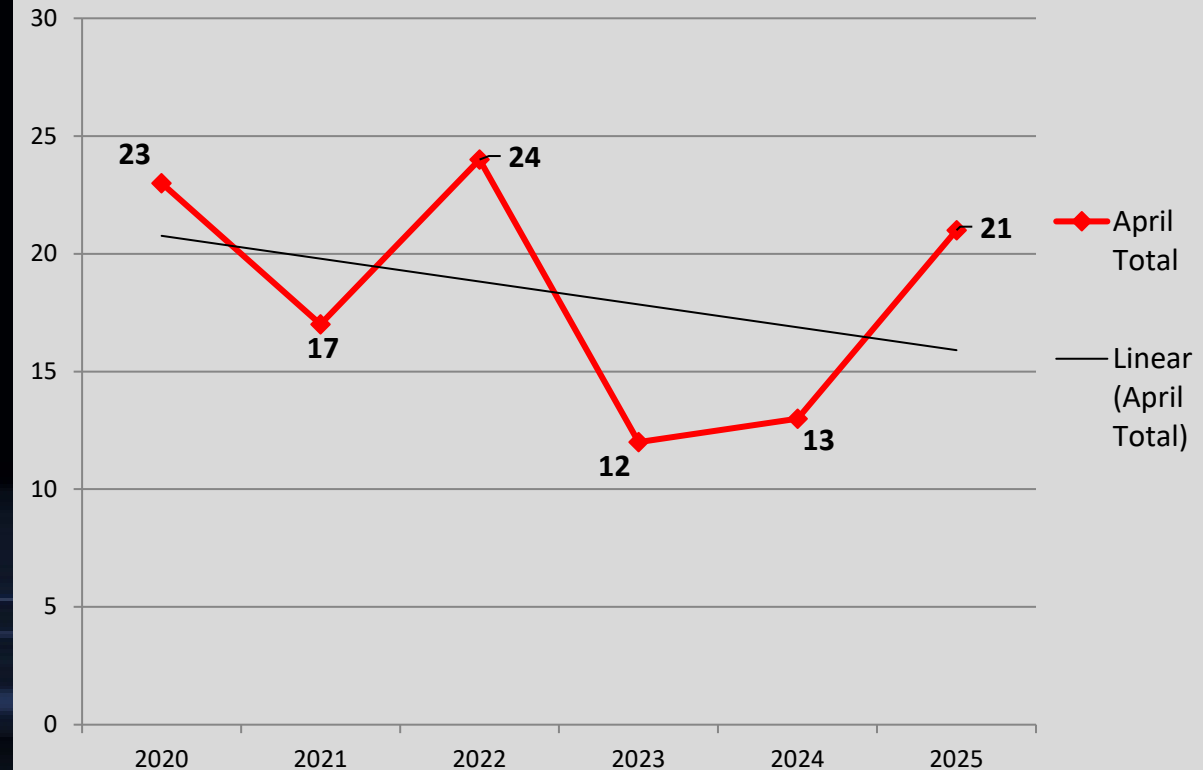
0%

Compared to 5 Year Avg:

↑ 17%

Month of April Numbers 2020–2025

Burglary



A Closer Look: Larceny with Trendline

Stat Recap:

Since Last Month:

↑ 15%

Compared to 2023
Year-To-Date:

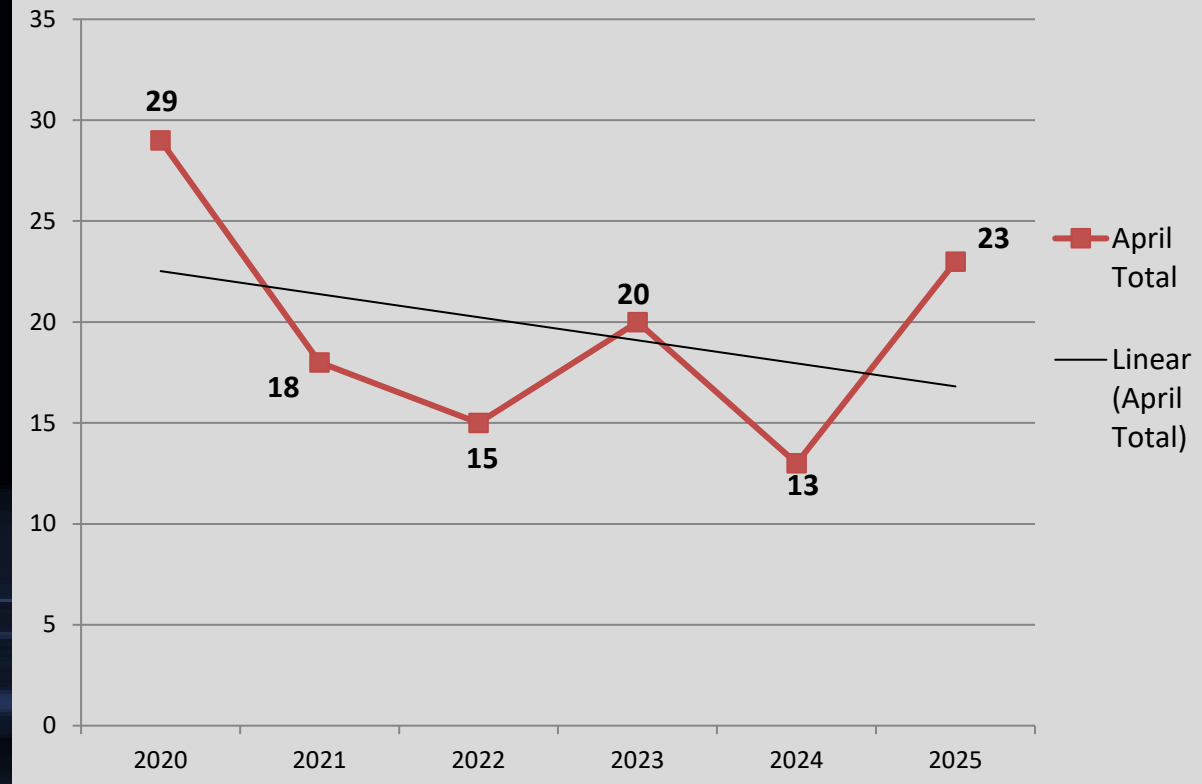
↑ 7%

Compared to 5 Year Avg:

↑ 21%

Month of April Numbers 2020–2025

Larceny



A Closer Look: Aggravated Assault with Trendline

Stat Recap:

Since Last Month:

↑ 260%

Compared to 2023
Year-To-Date:

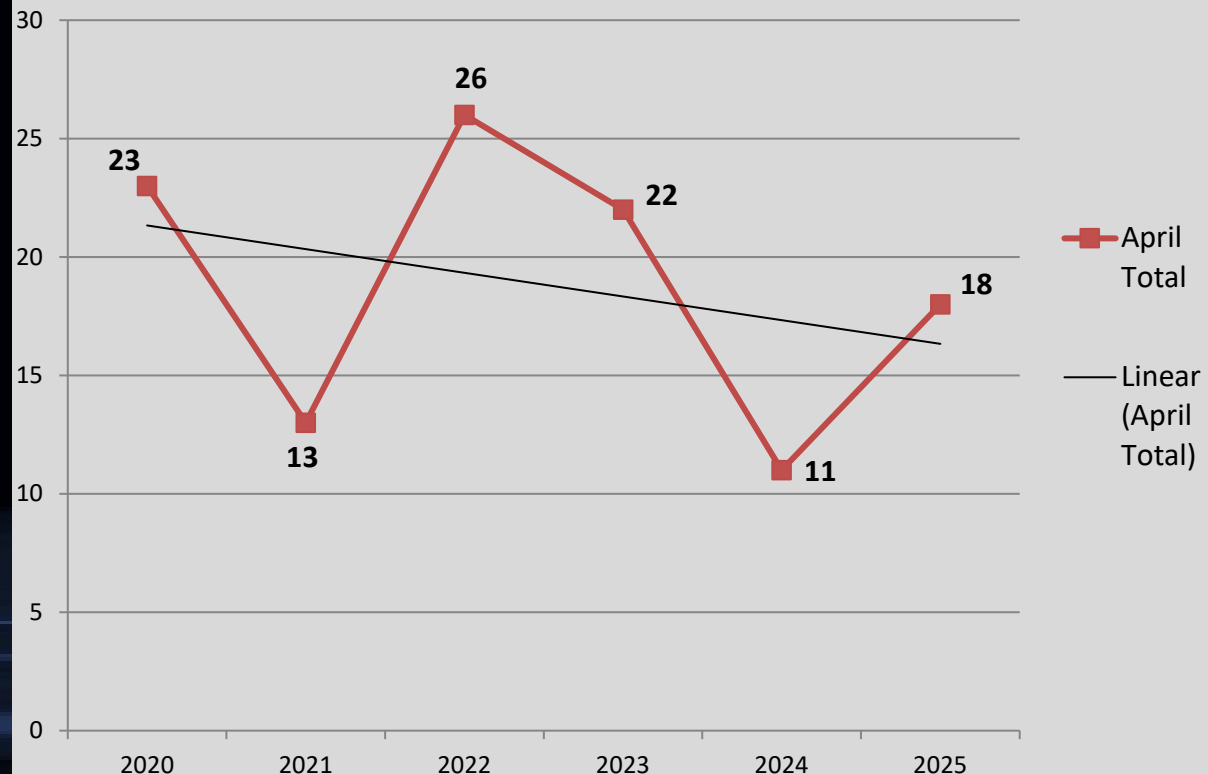
↑ 12%

Compared to 5 Year Avg:

↓ 5%

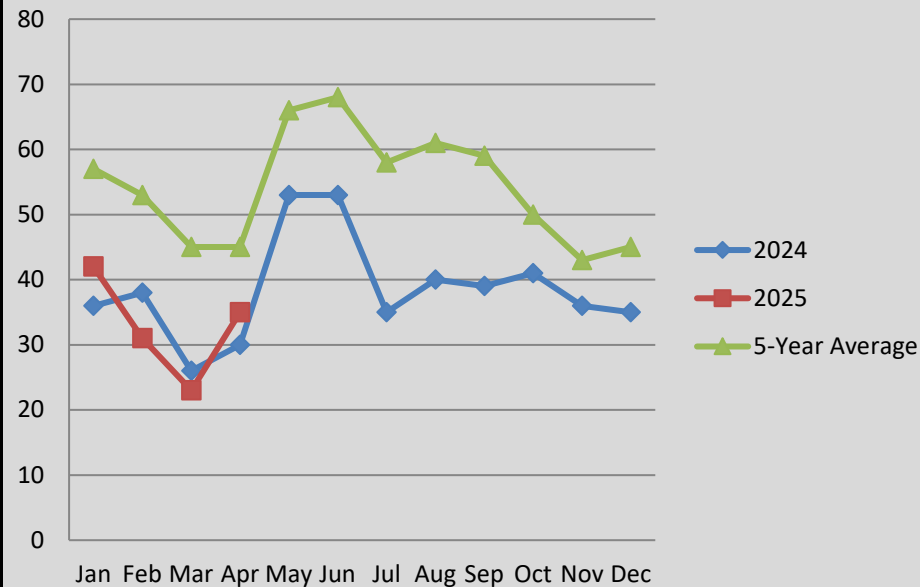
Month of April Numbers 2020–2025

Aggravated Assault

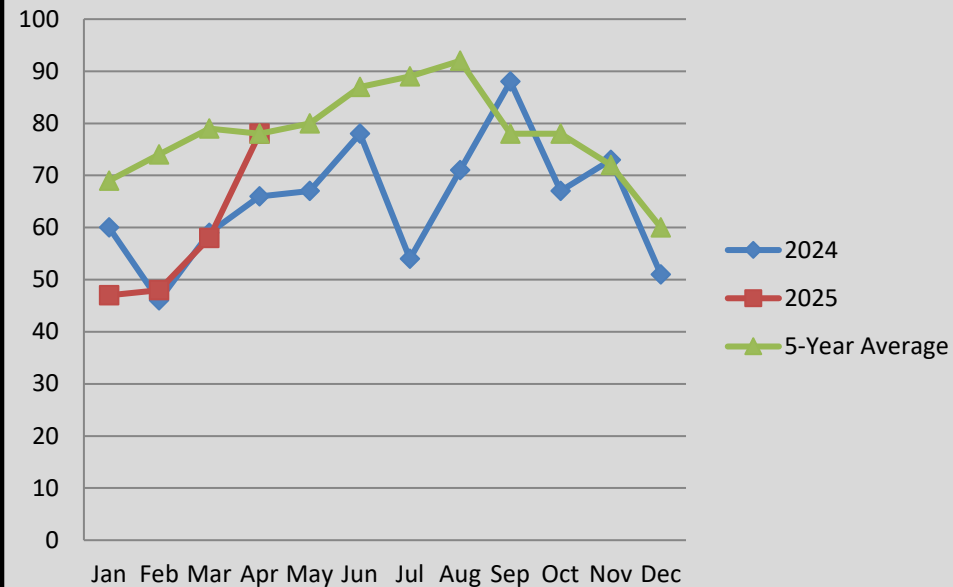


A Closer Look: CHANGING CRIME TRENDS

Crimes Against Person Comparison



Crimes Against Property Comparison



The charts above help visualize the changing crime trends that we are seeing in Pittsfield, as well as what we may anticipate for the future.